



2026 Products and Prices



BlueStarLandscapeSupply.com

231-943-3990

customerservice@bluestarls.com



Conditions of Sale:

- All orders are to be paid for in advance of delivery without prior credit approval.
- Past-due accounts are subject to a 2% finance charge.
- Accounts 60 days past due will be placed on a C.O.D and/or prepaid terms.
- A restocking fee of 20% will be assessed for in-stock material if ordered or placed on hold, then cancelled by the customer.
- Please add 6% Michigan sales tax or send tax exempt form before purchase.
- Discounts do not apply to delivery prices.
- Prices in this book are subject to change due to rising costs.
- Coverage on all material is approximate.
- Not all products in Price Book may be inventoried; please call in advance.
- All sales are final. No returns or refunds.



Table of Contents:

Decorative Stone.....	1
Flagstone.....	2
Pre-Cut Steps.....	3
Outcroppings.....	3
Oversized Stone.....	4
Wall Stone.....	4
Sand & Gravel.....	5
Drain Material.....	5
Landscape Bark & Fabric.....	6
Edging.....	7
Fire Pits.....	8
Versa-Lok.....	9
Pyzique.....	10
Oaks.....	11-13
Techo-Bloc.....	14-18
Ed's Concrete Products.....	19
County Materials.....	20
Delivery Rates.....	21





Decorative Stone

Decorative Stone:	Lbs./Yard:	SF Coverage:	Price/Ton:
Adair	3050	105	\$152.00
Aggregate, Canadian	2700	120	\$129.00
Aggregate, Natural 1"	2700	120	\$75.00
Blush Mtn. 3/8" - 1"	2400	135	\$180.00
Blush Mtn. 1.5" - 2"	2400	135	\$180.00
Canadian Path Stone 3/8"	2400	135	\$152.00
Cascadia	2700	120	\$92.00
Cocoa Chips 1"	2430	135	\$301.00
Copper Coast	2500	125	\$188.00
Crushed Pea Stone	2700	120	\$103.00
Decomposed Granite	2400	135	\$371.00
Hudson	2700	120	\$103.00
Lake Shore	2690	120	\$108.00
Marble Crystal 1.5" - 2"	2500	129	\$322.00
Mayfield	2500	120	\$109.00
Millstone	2400	135	\$180.00
Northern Lights	2400	135	\$180.00
Northern Rose	2500	125	\$208.00
Oak Creek	3100	105	\$288.00
Osage	2700	120	\$91.00
Ozark	2600	125	\$269.00
Pea Stone, Canadian 3/8"	2700	120	\$121.00
Pea Stone, Michigan 3/8"	2600	120	\$71.00
Potato Stone 2" - 4"	2790	50	\$152.00
River Rock, Michigan 1.5" - 2"	2500	120	\$77.00
Rockford Red	2700	120	\$137.00
Slate Gray 1.5" - 2"	2500	129	\$288.00
Spanish Tile	2050	158	\$250.00
Tilden	2700	120	\$77.00
Turquoise	2250	125	.40¢/lb.
Walnut Nuggets	2420	134	\$250.00

***Decorative stone SF coverage is based on a depth of 1.5" - 2".**

Visit our Decorative Stone page @bluestarlandscapesupply.com for pictures



Flagstone

Irregular Flagstone:	Thickness:	SF Coverage:	Price/Ton:
Chilton Shims	.75" - 1"	80 - 100	\$288.00
Chilton Steppers	1.5" - 2"	80 - 90	\$468.00
Chilton Premium Steppers	1.5" - 2"	80 - 90	\$652.00
Chilton Large	2.5" - 3"	60 - 80	\$710.00
Fond du Lac Shims	.75" - 1"	80 - 100	\$283.00
Fond du Lac Steppers	1.5" - 2"	80 - 90	\$479.00
Fond du Lac Large	1" - 2"	80 - 100	\$999.00
Fond du Lac Silver Large	1" - 2"	65 - 85	\$1022.00
Idaho	1" - 1.5"	100 - 120	\$633.00
Idaho Premium	.75" - 1.25"	120 - 140	\$686.00
NY Blue Tumbled	2"	90 - 100	\$357.00
NY Full Color	1.5" - 2"	90 - 100	\$489.00
NY Full Color Thin	1" - 1.5"	100 - 120	\$463.00
NY Lilac	1.5" - 2"	90 - 100	\$529.00
NY Blue	1.5" - 2"	90 - 100	\$805.00
NY Full Color Thermal	1.5" +/-	100 - 120	\$593.00
NY Blue Thermal	1.5" +/-	100 - 120	\$805.00
West Mountain Tumbled	2"	90 - 100	\$620.00
West Mountain Thermal	1.5" +/-	100 - 120	\$1215.00

Dimensional Flagstone:	Thickness:	Size:	Price/SF:
NY Full Color	1.5" - 2"	Mixed Size	\$9.60
NY Full Color Thermal	1.5" +/-	Mixed Size	\$13.85
NY Blue Thermal	1.5" +/-	Mixed Size	\$16.10
West Mountain Thermal	1.5" +/-	Mixed Size	\$23.10

Flagstone Terms:

Shims: Small pieces (5 - 10" in diameter)

Steppers: Medium pieces (10 - 14" in diameter)

Large Flag: Large pieces (16 - 36"+ in diameter)

NY Full Color Tiles: also available per piece. Sold at .50¢ per pound.

Visit our Flagstone page @bluestarlandscapesupply.com for pictures



Pre-Cut Steps & Outcroppings

Pre-Cut Steps:

Dimensions:

Price/Each:

3' Chilton	18" x 36"	\$227.00
4' Chilton	18" x 48"	\$324.00
3' Fond du Lac Silver	18" x 36"	\$238.00
4' Fond du Lac Silver	18" x 48"	\$350.00
3' New York	18" x 36"	\$280.00
4' New York	18" x 48"	\$375.00
3' New York	24" x 36"	\$375.00
3' New York Tumbled	18" x 36"	\$325.00
4' New York Tumbled	18" x 48"	\$433.00
3' Midnight	18" x 36"	\$460.00
3' Sunrise	18" x 36"	\$265.00
3' Greige	18" x 36"	\$291.00
4' Greige	18" x 48"	\$415.00
Midnight Boulder Step	Irregular	\$999.00/Ton

Outcroppings:

Thickness:

Price/Ton:

Chilton Premium Treads	6"- 9"	\$552.00
Fond du Lac Silver Treads	6"- 9"	\$613.00
NY Full Color Treads	6"- 8"	\$439.00

*These stones can be used for both stairway steps and landscape walls.





Oversized Stone & Wall Stone

Dimensional Wall Stone: Thickness: Price/Ton:

Chilton 6"	3" - 4"	\$506.00
Chilton 8"	3" - 4"	\$415.00
Fond du Lac 6"	3" - 4"	\$550.00
Fond du Lac 8"	3" - 4"	\$479.00
Chilton 8" Sawed	4"	\$623.00
Fond du Lac Silver 8" Sawed	4"	\$747.00
NY Thermal 8" Sawed	6"	\$567.00
Midnight 8" Sawed	7.5"	\$575.00
Driftwood Ledgestone	10"-12"	\$399.00

Oversized Stone: Size: SF Coverage: Price/Ton:

Natural Cobble	2" - 4"	50	\$125.00
Smooth Cobble	4" - 8"	40	\$172.00
Fieldstone	6" - 15"	17	\$154.00
Boulders	12" - 18"	13	\$150.00
Boulders	18" - 24"	11	\$174.00
Boulders	24"+	6	\$210.00
Mixed Decorative Boulders	8" - 16"		.40¢/lb.
Turquoise Boulders	8" - 24"		.40¢/lb.
Blush Mountain Boulders	3" - 10"		.40¢/lb.
Pennsylvania Fieldstone			\$512.00/Pallet
Pennsylvania Creek Flats			\$599.00/Pallet
Summit Stone Mixed Sizes			\$483.00

Wall Stone Coverage

1 ton 6" laid horizontally: approximately 30 Face Feet

1 ton 8" laid horizontally: approximately 20 Face Feet

Estimating Boulder Weights

12" x 12" fieldstone weighs 80 - 100 lbs.

1 cubic yard of fieldstone weighs approximately 2200 lbs.

30" x 30" x 30" granite boulder weighs 1 ton.



Sand & Gravel

Sand & Gravel:	Lbs./Yard:	SF Coverage:	Price/Ton:
Diamond Dust	2350	140	\$32.00
Masonry Sand	2670	120	\$52.50
Beach Sand	2600	120	\$34.00
Road Gravel	2950	110	\$27.50
Screened Top Soil	2600	N/A	\$36.75
6AA Crushed Stone	2320	160	\$50.10
10A Drain Stone	2510	128	\$41.20
25A Special	2540	135	\$43.30
Stonecrete (Afton Stone)	2700	125	\$63.75
34R Pea Stone	2350	127	\$29.00
1/4 Chip	2080	150	\$40.70
Screened Fill Sand	2675	120	\$24.00
25A Crushed	2350	135	\$45.70
Crushed Concrete	2375	125	\$27.50

Drain Material

12" x 12" Catch Basin	\$32.35
4" x 10' Perf. Pipe	\$10.75
4" x 10' Solid Pipe	\$10.75
4" 90 Degree Elbow	\$11.75
4" Emitter with Elbow	\$33.00
4" Straight T	\$9.50
4" Snap Coupling	\$5.00
4" Y Fitting	\$16.00
4" Round Grate	\$7.75
Small Downspout	\$8.00
Large Downspout	\$8.00
Sox 4" x 100' Roll	\$45.00
Sox 10' Package	\$5.00
Sox 20' Package	\$9.00
Sandbag Bundle (100 per bundle)	\$30.00
Sandbags	.30¢



Landscape Bark

Landscape Bark:	Lbs./Scoop:	Price/Scoop:
Cedar	360	\$37.75
Hardwood	660	\$28.50
Red Pine	490	\$40.75
Wood Chips	490	\$29.75
Black Dyed	600	\$40.00
Brown Dyed	600	\$40.00
Red Dyed	600	\$40.00

***Approximately 150 SF coverage per scoop, spread 1 - 2" thick.
One scoop is approximately one yard.**

Landscape Fabric:	Size:	Price:
Commercial Grade Spunbond	3' x 50'	\$16.00
Commercial Grade Spunbond	3' x 100'	\$33.00
Commercial Grade Spunbond	4' x 100'	\$44.00
Commercial Grade Spunbond	4' x 300'	\$99.00
Commercial Grade Spunbond	6' x 300'	\$168.00
CNM400 Fabric Non-Woven	6.25' x 360'	\$259.00
Silt Fence	3' x 100'	\$35.00

Landscape Pins:	Price:
30 Pin Pack	\$5.00
75 Pin Pack	\$9.00
1000 Pin Pack	\$72.00



Edging

Poly Edging (5" x 20')

Price/Piece:

Elite Edge	\$20.00
Connector Kit	\$5.00
90 Degree Corner	\$4.50

Aluminum Edging:

8' Mill Finish	\$23.90
8' Bronze Finish	\$28.50
8' Black Finish	\$28.50
8' Green Finish	\$28.50
16' Mill Finish	\$45.80
16' Bronze Finish	\$55.00
16' Black Finish	\$55.00
16' Green Finish	\$55.00
LR Corner Pair-Mill	\$4.65
LR Corner Pair-Color	\$5.25
Stakes Mill Finish	\$2.00
Stakes Any Color Finish	\$2.50

Brick Edging:

Poly Paver Restraint	\$17.00
Aluminum Brick Edging	\$20.00
Anchor Nails	.70¢/each
Anchor Nails Box	\$175.00

Natural Edging:

Price/Ton:

Chilton Border Edge	\$619.00
Fond du Lac Silver Border Edge	\$631.00

***Approximate coverage of 100 - 110 Linear Feet per Ton**



Fire Pits

Fire Pit Inserts:

Square Insert	\$336.00
Round Insert	\$268.00
48" Round Insert	\$250.00
48" Square Insert	\$532.00

Fire Pit Accessories:

Grill Grate Attachment	\$152.00
Fire Poker	\$49.00
Cover for Insert	\$157.00

Fire Pit Rings:

30" Ring	\$39.00
36" Ring	\$48.00
42" Ring	\$59.00
48" Ring	\$68.00

Fire Blocks:

Standard Laredo - Square	12/Layer	\$5.83/Block
Standard Laredo - Large Square	20/Layer	\$5.83/Block
Tapered Laredo - Round	17/Layer	\$3.83/Block
Natural Pyzique - Round	14/Layer	\$2.10/Block
Natural Pyzique Tumbled - Round	14/Layer	\$4.28/Block
Colored Pyzique - Round	14/Layer	\$2.50/Block
Colored Pyzique Tumbled - Round	14/Layer	\$4.62/Block



Versa-Lok

Standard Pricing:

Natural Block - \$7.54

Colored Block - \$8.13

Natural Cap - \$5.85

Colored Cap - \$6.28

Earth Blend

Charcoal Blend

Buckskin

Antique

Natural



Tumbled Pricing:

Natural Block - \$10.58

Colored Block - \$11.48

Natural Cap - \$10.58

Colored Cap - \$11.48



Accessory Pricing:

Versa-Pins (2 per block) - .27¢/each

Versa-Grid 3.0 (6'x150') - \$2.58/LF

Versa-Grid 5.0 (6'x150') - \$2.87/LF

Versa-Lifter (Deposit or Purchase) - \$89.95

SRW Adhesive 10.5 oz. - \$7.50

SRW Adhesive 28 oz. - \$14.50



Versa-Lok Specifications:

16" (Front) x 14" (Back) x 6" (Height) x 12" (Depth)

.67 Face Feet per block

82 Lbs. per block

48 block per pallet

Pallet weight: 3936 Lbs.

Versa-Cap Specifications:

16" (Front) x 16" (Back) x 3.625" (Height) x 12" (Depth)

.40 Face Feet per cap

50 Lbs. per cap

96 cap per pallet

Pallet weight: 4800 Lbs.



**THE
CONCRETE
SERVICE
INC.**

Pyzique

Standard Pricing:

Natural Block - \$2.10

Colored Block - \$2.50

Tumbled Pricing:

Natural Block - \$4.28

Colored Block - \$4.62

Earth Blend

Charcoal Blend

Buckskin

Antique

Natural



- Reversible trapezoidal shape.
- One wall unit creates wall, corner, and cap.



Pyzique Specifications:

11" (Front) x 7" (Back) x 4" (Height) x 9" (Depth)

.31 Face Feet per block

25 Lbs. per block


150 block per pallet

Pallet weight: 3750 Lbs.

Product	Weight	Unit/Measure	U/M Pallet	Unit Price	Pallet Price
BONAIRE 60mm	1760	Sqft	64	\$9.03	\$577.90
CLASSIC PAVER 60mm Premiere Colors	2900	Sqft	106	\$5.68	\$601.62
CLASSIC PAVER 60mm	2900	Sqft	106	\$5.31	\$563.15
COLONADE 60mm Combo	2935	Sqft	104	\$6.40	\$665.16
Combo Per Layer *Stock Colors Only				\$74.24	
COLONADE 60mm 6"x9"	2826	Sqft	105	\$6.35	\$667.25
6"x9" Per Layer *Stock Colors Only				\$74.30	
COLONADE 60mm 9"x9"	2750	Sqft	98	\$6.39	\$626.29
9"x9" Per Layer *Stock Colors Only				\$69.65	
COLONADE 60mm 9"x12"	2936	Sqft	104	\$6.40	\$665.19
9"x12" Per Layer *Stocked Colors Only				\$74.24	
EVERTON 60mm	3184	Sqft	111.6	\$6.16	\$687.23
MARKET PAVER 60mm	3020	Sqft	104.6	\$7.32	\$766.05
MOLINA 60mm 6"x12"	2740	Sqft	93	\$7.34	\$682.82
MOLINA 60mm 6"x12" *Ferro Finish	2740	Sqft	93	\$10.23	\$951.36
MOLINA 60mm 12"x24"	2796	Sqft	93	\$7.36	\$684.58
MOLINA 60mm 24"x24"	2346	Sqft	77.5	\$8.39	\$650.26
NUEVA 60mm Combo Bundle	2940	Sqft	103.4	\$7.06	\$730.25
Combo Per Layer *Stock Colors Only				\$91.07	
NUEVA 60mm 8"x16" Small Rectangle	2912	Sqft	103.4	\$7.05	\$729.37
NUEVA 60mm 12"x24" Rectangle	3017	Sqft	104.6	\$7.08	\$740.07
NUEVA 60mm 16"x32" Large Rectangle	2940	Sqft	103.7	\$7.19	\$745.79
NUEVA XL 60mm Combo Bundle	3200	Sqft	116.3	\$7.17	\$833.36
RIALTO 60mm Combo Bundle	2940	Sqft	103.4	\$7.06	\$730.25
RIALTO 60mm 8"x16"	2912	Sqft	103.4	\$7.05	\$729.37
RIALTO 60mm 16"x24"	2952	Sqft	103.4	\$7.07	\$730.63
STRASSA 60mm	2880	Sqft	104.7	\$7.28	\$762.30
YORKVILLE 60mm Random Bundle	2940	Sqft	103.4	\$8.12	\$839.44
YORKVILLE 60mm 8"x16" Small Rectangle	2912	Sqft	103.4	\$8.11	\$838.56
MONTEBELLO 70mm Combo Bundle	3004	Sqft	93	\$8.24	\$766.29
MONTEBELLO 70mm 8"x12"	3340	Sqft	104	\$8.23	\$856.32
RIDGEFIELD PLUS 70mm Combo Bundle	3004	Sqft	93	\$6.23	\$579.08
RIDGEFIELD PLUS 70mm 8"x12"	3340	Sqft	104	\$6.22	\$646.97
RIDGEFIELD SMOOTH 70mm Combo Bundle	3004	Sqft	93	\$6.23	\$579.08
RIDGEFIELD SMOOTH 70mm 8"x12"	3340	Sqft	104	\$6.22	\$646.97
RIDGEFIELD SMOOTH 70mm 12"x16"	2990	Sqft	93	\$7.16	\$666.11
ENVIRO MIDORO 80mm Random Bundle	2675	Sqft	74.4	\$7.23	\$538.07
ENVIRO MIDORO 80mm Herringbone Bundle *Special Order	2040	Sqft	58.6	\$7.20	\$421.71
MARKET PAVER 80mm	2684	Sqft	69.8	\$10.59	\$739.46
MOLINA 80mm 6"x12"	2689	Sqft	69.8	\$10.32	\$720.04
MOLINA 80mm 6"x12" Ferro Finish	2689	Sqft	69.8	\$14.42	\$1,006.81
MOLINA 80mm 12"x24"	2778	Sqft	69.8	\$10.36	\$722.83
MOLINA 80mm 12"x12"	2776	Sqft	69.8	\$10.35	\$722.77
NUEVA PAVER 80mm Combo Bundle	2930	Sqft	77.5	\$8.26	\$640.44
NUEVA PAVER 80mm 8"x16" Small Rectangle	2902	Sqft	77.5	\$8.25	\$639.56
NUEVA PAVER 80mm 16"x32" Large Rectangle	3136	Sqft	83	\$8.73	\$724.18
RIALTO 80mm combo Bundle	2930	Sqft	77.5	\$8.26	\$640.44
RIALTO 80mm 8"x16"	2902	Sqft	77.5	\$8.25	\$639.56
RIALTO 80mm "16"x24"	2930	Sqft	77.5	\$8.26	\$640.44
BEAUMONT 80mm - MADE TO ORDER Minimum Quantities Apply					
BEAUMONT 80mm 4"x8" Standard Bundle	2560	Sqft	70.8	\$8.33	\$589.59
BEAUMONT 80mm 8"x8"	2880	Sqft	78	\$8.35	\$651.42

BEAUMONT 80mm 8"x12"	2880	Sqft	77.5	\$8.36	\$647.82
CLASSIC DOME PAVERS (ADA) 60MM 4"x8" - MADE TO ORDER	2900	Sqft	106	\$6.90	\$731.05
TACTILE DOME PAVERS (ADA-2) 50mm 12"x12" MADE TO ORDER	1920	Sqft	76	\$16.63	\$1,264.03
HYDR'EAU PAVE 80mm Combo Bundle - MADE TO ORDER	2232	Sqft	64.1	\$7.20	\$461.30
PRESIDIO 80mm Combo Bundle - MADE TO ORDER	2478	Sqft	65.3	\$11.07	\$723.08
PRESIDIO 80mm Rectangle - MADE TO ORDER	2070	Sqft	54.6	\$11.07	\$604.53
TURF SLAB 80mm 16"x24"	1860	Sqft	77.5	\$4.91	\$380.56
VILLANOVA 80mm *Limited Availability					
VILLANOVA 80mm Combo Bundle	2898	Sqft	76.5	\$8.88	\$679.06
VILLANOVA 80mm Rectangle	2856	Sqft	76.5	\$8.86	\$677.74
ETERNA 100mm 4"x12"	2979	Sqft	64	\$13.03	\$833.65
ETERNA 100mm 4"x16"	2648	Sqft	57	\$13.02	\$742.31
ETERNA 100mm 8"x24"	2889	Sqft	62	\$13.03	\$807.69
ETERNA 100mm 16"x24"	3012	Sqft	64.6	\$13.03	\$841.62
AMBASSADOR Wall Unit 16"x6"x10" - NEW	1760	Each	32	\$12.70	\$406.30
AMBASSADOR Corner Unit 16"x6"x8" - NEW	2160	Each	36	\$13.56	\$488.27
GARDINIA LINEAR Wall Unit 24"x6"x8"	2848	Each	32	\$16.24	\$519.60
GARDINIA LINEAR Corner Unit 12"x6"x8"	2880	Each	64	\$9.73	\$622.51
LAREDO Wall Unit 4"x8"x12"	2800	Each	100	\$5.83	\$582.78
LAREDO Tapered Unit	2700	Each	150	\$3.83	\$574.70
LAREDO SMOOTH Wall Unit 4"x8"x12"	2352	Each	84	\$5.83	\$489.54
MODAN Combo Bundle	2884	Sqft	28.1	\$21.48	\$603.67
MODAN Linear Unit	2544	Each	48	\$10.04	\$482.09
NUEVA 75 WALL Combo Bundle	2589	Sqft	19.6	\$21.80	\$427.20
NUEVA 150 WAL combo Bundle	3200	Sqft	26	\$21.51	\$559.35
NUEVA 150 CORNER/COLUMN	2880	Each	60	\$13.14	\$788.24
ORTANA Standard Unit	2760	Each	60	\$8.17	\$490.45
ORTANA Tapered Unit	2400	Each	60	\$7.99	\$479.16
ORTANA Corner Unit	1128	Each	24	\$9.89	\$237.32
ORTANA 1' Coping	2520	Each	72	\$7.12	\$512.62
ORTANA 2' Coping	1680	Each	24	\$14.34	\$344.12
RIALTO WALL Combo Bundle - NEW	2368	Sqft	19.5	\$21.46	\$418.51
RIALTO WALL CORNER/COLUMN 6"x8"x12" - NEW	1600	Each	32	\$13.20	\$422.40
PROTERRA SMOOTH Standard Unit - Natural	1050	Each	9	\$56.08	\$504.70
PROTERRA SMOOTH Standard Unit - Greyfield	1050	Each	9	\$62.10	\$558.90
PROTERRA SMOOTH Combo Units - Natural	3150	Each	3	\$190.21	\$570.64
PROTERRA SMOOTH Combo Units - Greyfield	3150	Each	3	\$208.21	\$624.64
PROTERRA SMOOTH Double Unit - Natural	3150	Each	3	\$137.81	\$413.42
PROTERRA SMOOTH Double Unit - Greyfield	3150	Each	3	\$149.75	\$449.26
PROTERRA SMOOTH Triple Unit - Natural	3150	Each	3	\$190.21	\$570.64
PROTERRA SMOOTH Triple Unit - Greyfield	3150	Each	3	\$208.21	\$624.64
PROTERRA SMOOTH Standard Corner Unit - Natural	3150	Each	9	\$85.88	\$772.94
PROTERRA SMOOTH Standard Corner Unit - Greyfield	3150	Each	9	\$93.37	\$840.36
PROTERRA SMOOTH Coping Corner - Natural	2400	Each	6	\$94.94	\$569.65
PROTERRA SMOOTH Coping Corner - Greyfield	2400	Each	6	\$97.98	\$587.86
PROTERRA SMOOTH Coping/Step Unit - Natural	2388	Each	6	\$79.90	\$479.38
PROTERRA SMOOTH Coping/Step Unit - Greyfield	2388	Each	6	\$87.39	\$524.32
PROTERRA SPLIT Standard Unit - Natural	1050	Each	9	\$56.08	\$504.70
PROTERRA SPLIT Standard Unit - Greyfield	1050	Each	9	\$62.10	\$558.90
PROTERRA SPLIT Combo Units - Natural	3150	Each	3	\$190.21	\$570.64
PROTERRA SPLIT Combo Units - Greyfield	3150	Each	3	\$208.21	\$624.64
PROTERRA SPLIT Double Unit - Natural	3150	Each	3	\$137.81	\$413.42

PROTERRA SPLIT Double Unit - Greyfield	3150	Each	3	\$149.75	\$449.26
PROTERRA SPLIT Standard Corner Unit - Natural	2772	Each	9	\$84.57	\$761.09
PROTERRA SPLIT Standard Corner Unit - Greyfield	2772	Each	9	\$92.06	\$828.51
PROTERRA SPLIT Coping Corner - Natural	2088	Each	6	\$93.31	\$559.86
PROTERRA SPLIT Coping Corner - Greyfield	2088	Each	6	\$96.35	\$578.08
PROTERRA SPLIT Coping/Step Unit - Natural	2388	Each	6	\$79.90	\$479.38
PROTERRA SPLIT Coping/Step Unit - Greyfield	2388	Each	6	\$87.39	\$524.32
OASIS 60MM Pool, Wall & Step Coping	2448	Each	36	\$16.55	\$595.90
MODAN COPING - NEW	3105	Each	54	\$14.79	\$798.56
NUEVA COPING	1872	Each	24	\$13.15	\$315.69
NUEVA ELITE COPING - NEW	1872	Each	24	\$17.82	\$427.76
CASINA 70mm Pool, Wall & Step Coping	1980	Each	60	\$7.54	\$452.13
FRONTERRA CURB	2948	Each	108	\$7.24	\$782.05
NUEVA CURB	2486	Each	64	\$12.85	\$822.42
RIALTO STEP - NEW	1600	Each	4	\$112.38	\$449.53
NUEVA STEP	1440	Each	4	\$102.05	\$408.21
NUEVA PILLAR CAP	1560	Each	12	\$67.17	\$806.06




Product Line	Product name	Unit	Weight	Units per pallet	Price/Unit	Price/Pallet
SLABS	ABERDEEN, 20X20-10, KLEANBLOC	SF	1900	70.83	15.28	1082.28
SLABS	ABERDEEN, 30X20, KLEANBLOC	SF	1900	70.83	15.28	1082.28
SLABS	ABERDEEN, 30X30, KLEANBLOC	SF	2820	106.25	17.38	1846.63
SLABS	BLU 60 MM, SLATE	SF	3192	116.82	7.49	874.98
SLABS	BLU 60 MM, SMOOTH	SF	3192	116.82	7.79	910.03
SLABS	BLU 60 MM, POLISHED	SF	3192	116.82	14.77	1725.43
SLABS	BLU 60 MM HD ² , SLATE	SF	3192	116.82	8.45	987.13
SLABS	BLU 60 MM HD ² , SMOOTH	SF	3192	116.82	9.19	1073.58
SLABS	BLU 60 MM, 6X13, SLATE	SF	3171	116.05	7.61	883.14
SLABS	BLU 60 MM, 6X13, SMOOTH	SF	3171	116.05	7.61	883.14
SLABS	BLU 60 MM HD ² , 6X13, SLATE	SF	3171	116.05	9.22	1069.98
SLABS	BLU 60 MM HD ² , 6X13, SMOOTH	SF	3171	116.05	9.19	1066.50
SLABS	BLU GRANDE, SLATE [10 ROWS]	SF	2452	87.91	8.67	762.18
SLABS	BLU GRANDE, SMOOTH [10 ROWS]	SF	2452	87.91	9.03	793.83
SLABS	BLU GRANDE, POLISHED [10 ROWS]	SF	2452	87.91	16.06	1411.83
SLABS	BLU GRANDE HD ² , SLATE	SF	2698	96.71	10.22	988.38
SLABS	BLU GRANDE HD ² , SMOOTH	SF	2698	96.71	10.94	1058.01
SLABS	BOREALIS SLAB, 30X5, KLEANBLOC	PCS	1936	68.00	20.06	1364.08
SLABS	BOREALIS SLAB, 30X10, KLEANBLOC	PCS	1920	34.00	36.96	1256.64
SLABS	BOREALIS STEPPING STONE, HAZELNUT BRANDY	PCS	1490	16.00	54.27	868.32
SLABS	EVEREST HD ² , 250X250, SLATE	SF	2547	88.80	13.88	1232.54
SLABS	EVEREST HD ² , 250X500, SLATE	SF	2547	88.80	13.88	1232.54
SLABS	EVEREST HD ² , 500X500, SLATE	SF	3383	118.40	16.78	1986.75
SLABS	HEXA 60 HD ² , SMOOTH	SF	2694	96.55	12.05	1163.43
SLABS	INDUSTRIA 900X600X60 HD ² , SMOOTH	SF	3622	127.88	9.95	1272.41
SLABS	INDUSTRIA 900X600X60 HD ² , SMOOTH, SILVER GRANITE	SF	3622	127.88	10.45	1336.35
SLABS	INDUSTRIA 900X600X60 HD ² , GRANITEX	SF	3622	127.88	16.16	2066.54
SLABS	INDUSTRIA 900X600X60 HD ² , POLISHED	SF	3622	127.88	17.02	2176.52
SLABS	INDUSTRIA 600X600X60 HD ² [11ROWS], SMOOTH	SF	2444	85.25	10.43	889.16
SLABS	INDUSTRIA 600X600X60 HD ² [11ROWS], SMOOTH, SILVER GRANITE	SF	2444	85.25	11.09	945.42
SLABS	INDUSTRIA 600X600X60 HD ² [11ROWS], GRANITEX	SF	2444	85.25	16.19	1380.20
SLABS	INDUSTRIA 600X600X60 HD ² [11ROWS], POLISHED	SF	2444	85.25	17.54	1495.29
SLABS	INDUSTRIA 600X600X60 HD ² , FLORA	SF	2532	85.25	17.56	1496.99
SLABS	MAYA STEPPING STONE, SLATE	PCS	1587	17.00	51.59	877.03
SLABS	PARA HD ² , 250X500, SMOOTH	SF	3295	118.40	10.25	1213.60
SLABS	PARA HD ² , 250X500, SMOOTH, SILVER GRANITE	SF	3295	118.40	10.86	1285.82
SLABS	PARA HD ² , 500X500, SMOOTH	SF	3295	118.40	10.25	1213.60
SLABS	PARA HD ² , 500X500, SMOOTH, SILVER GRANITE	SF	3295	118.40	10.86	1285.82
SLABS	PARA HD ² , 750X500, SMOOTH	SF	2480	88.80	13.09	1162.39
SLABS	PARA HD ² , 750X500, SMOOTH, SILVER GRANITE	SF	2480	88.80	13.7	1216.56
SLABS	TERRAZZO SLAB, 600X150X60, POLISHED	SF	3010	104.63	19.71	2062.26
SLABS	TERRAZZO SLAB, 600X300X60, POLISHED	SF	3010	104.63	19.71	2062.26
SLABS	TERRAZZO SLAB, 600X600X60, POLISHED	SF	2060	69.75	21.5	1499.63
SLABS	TRAVERTINA RAW SLAB, 20X20 20X10, KLEANBLOC	SF	1835	70.83	16.48	1167.28
SLABS	TRAVERTINA RAW SLAB, 20X30, KLEANBLOC	SF	1841	70.83	16.48	1167.28
SLABS	TRAVERTINA RAW SLAB, 30X30, KLEANBLOC	SF	2782	106.25	19.82	2105.88
PAVERS	ANTIKA, SMOOTH	SF	2230	87.00	9.67	841.29
PAVERS	AQUA STORM PERMEABLE, SMOOTH	SF	2412	78.39	10.51	823.88
PAVERS	BLU 80 MM, SLATE	SF	3128	84.96	9.62	817.32
PAVERS	BLU 80 MM, SMOOTH	SF	3128	84.96	10.33	877.64
PAVERS	BLU 80 MM, SMOOTH, ONYX BLACK	SF	3128	84.96	11.37	966.00
PAVERS	BLU 80 MM, POLISHED	SF	3128	84.96	16.49	1400.99
PAVERS	BLU 80 MM HD ² , SLATE	SF	3128	84.96	11.78	1000.83
PAVERS	BLU 80 MM HD ² , SMOOTH	SF	3128	84.96	12.53	1064.55
PAVERS	BLU 80 MM, 6X13, SLATE	SF	3107	84.40	9.62	811.93
PAVERS	BLU 80 MM, 6X13, SLATE, CHOCOLATE BROWN, ONYX BLACK	SF	3107	84.40	11.37	959.63
PAVERS	BLU 80 MM, 6X13, SMOOTH	SF	3107	84.40	10.33	871.85
PAVERS	BLU 80 MM, 6X13, SMOOTH, CHOCOLATE BROWN, ONYX BLACK	SF	3107	84.40	11.37	959.63
PAVERS	BLU 80 MM HD ² , 6X13, SLATE	SF	3107	84.40	11.78	994.23
PAVERS	BLU 80 MM HD ² , 6X13, SLATE, ONYX BLACK	SF	3107	84.40	12.53	1057.53
PAVERS	BLU 80 MM HD ² , 6X13, SMOOTH	SF	3107	84.40	12.53	1057.53
PAVERS	DIAMOND HD ² , SMOOTH	SF	3543	74.47	14.69	1093.96
PAVERS	DIAMOND HD ² , GRANITEX	SF	3543	74.47	18.5	1377.70
PAVERS	EVA, SLATE	SF	3596	132.48	6.31	835.95

PAVERS	EVA, SMOOTH	SF	3596	132.48	6.38	845.22
PAVERS	EVA, SMOOTH, ONYX BLACK	SF	3596	132.48	7	927.36
PAVERS	HEXA 100 HD ² , SMOOTH	SF	2855	61.44	16.5	1013.76
PAVERS	HYDRA, SMOOTH	SF	2834	62.00	12.79	792.98
PAVERS	HYDRA, SMOOTH, ONYX BLACK	SF	2834	62.00	14.11	874.82
PAVERS	LINEA SMALL RECTANGLES, SMOOTH	SF	3730	80.81	9.37	757.19
PAVERS	LINEA SMALL RECTANGLES, SMOOTH, ONYX BLACK	SF	3730	80.81	10.08	814.56
PAVERS	LINEA LARGE RECTANGLES, SMOOTH	SF	3561	77.14	9.37	722.80
PAVERS	LINEA LARGE RECTANGLES, SMOOTH, ONYX BLACK	SF	3561	77.14	10.08	777.57
PAVERS	MIKA, KLEANBLOC	SF	2998	107.63	16.49	1774.82
PAVERS	MISTA RANDOM PERMEABLE, SLATE	SF	3450	116.20	9.17	1065.55
PAVERS	SAINT-OXFORD PAVER, KLEANBLOC	SF	3411	122.44	16.49	2019.04
PAVERS	PURE PERMEABLE, BEVELED	SF	3175	90.00	9.33	839.70
PAVERS	SLEEK HD ² , SMOOTH	SF	3550	84.59	12.99	1098.82
PAVERS	SLEEK HD ² , SMOOTH, SILVER GRANITE	SF	3550	84.59	13.6	1150.42
PAVERS	SQUADRA, [73.41 SF], SLATE	SF	2009	73.41	11.57	849.34
PAVERS	SQUADRA, [73.41 SF], SLATE, ONYX BLACK	SF	2009	73.41	12.62	926.42
PAVERS	TERRAZZO PAVER, POLISHED	SF	2708	93.00	19.75	1836.75
PAVERS	VALET, BASALT	SF	2577	92.31	9.56	882.48
PAVERS	VALET, BASALT, ONYX BLACK	SF	2577	92.31	10.63	981.26
PAVERS	VICTORIEN 60 MM, SMOOTH	SF	3500	123.70	6.5	804.05
PAVERS	VICTORIEN 60 MM, SMOOTH, ONYX BLACK	SF	3500	123.70	7.31	904.25
PAVERS	VILLAGIO, BEVELED	SF	2935	117.00	9.22	1078.74
PAVERS	VILLAGIO, BEVELED, CHOCOLATE BROWN, ONYX BLACK	SF	2935	117.00	9.93	1161.81
PAVERS	WESTMOUNT HD ² , SMOOTH	SF	2949	79.36	10.21	810.27
PAVERS	WESTMOUNT HD ² , SMOOTH, CAFFE CREMA, ONYX BLACK	SF	2949	79.36	11.35	900.74
PAVERS	INDUSTRIA 150X150X100 HD ² , SMOOTH	SF	3357	71.20	14.64	1042.37
PAVERS	INDUSTRIA 150X150X100 HD ² , SMOOTH, SILVER GRANITE	SF	3357	71.20	15.28	1087.94
PAVERS	INDUSTRIA 150X150X100 HD ² , GRANITEX	SF	3357	71.20	18.45	1313.64
PAVERS	INDUSTRIA 150X150X100 HD ² , POLISHED	SF	3357	71.20	19.31	1374.87
PAVERS	INDUSTRIA 200X200X100 HD ² , SMOOTH	SF	2848	60.28	14.66	883.70
PAVERS	INDUSTRIA 200X200X100 HD ² , SMOOTH, SILVER GRANITE	SF	2848	60.28	15.31	922.89
PAVERS	INDUSTRIA 200X200X100 HD ² , GRANITEX	SF	2848	60.28	18.47	1113.37
PAVERS	INDUSTRIA 200X200X100 HD ² , POLISHED	SF	2848	60.28	19.33	1165.21
PAVERS	INDUSTRIA 200X400X100 HD ² , SMOOTH	SF	2848	60.28	14.66	883.70
PAVERS	INDUSTRIA 200X400X100 HD ² , SMOOTH, SILVER GRANITE	SF	2848	60.28	15.31	922.89
PAVERS	INDUSTRIA 200X400X100 HD ² , GRANITEX	SF	2848	60.28	18.47	1113.37
PAVERS	INDUSTRIA 200X400X100 HD ² , POLISHED	SF	2848	60.28	19.33	1165.21
PAVERS	INDUSTRIA 300X100X100 HD ² [33], SMOOTH	SF	3412	74.59	14.47	1079.32
PAVERS	INDUSTRIA 300X100X100 HD ² [33], SMOOTH, SILVER GRANITE	SF	3412	74.59	15.11	1127.05
PAVERS	INDUSTRIA 300X100X100 HD ² [33], GRANITEX	SF	3412	74.59	18.28	1363.51
PAVERS	INDUSTRIA 300X100X100 HD ² [33], POLISHED	SF	3412	74.59	19.14	1427.65
PAVERS	INDUSTRIA 300X150X100 HD ² , SMOOTH	SF	3357	71.20	14.64	1042.37
PAVERS	INDUSTRIA 300X150X100 HD ² , SMOOTH, SILVER GRANITE	SF	3357	71.20	15.28	1087.94
PAVERS	INDUSTRIA 300X150X100 HD ² , GRANITEX	SF	3357	71.20	18.45	1313.64
PAVERS	INDUSTRIA 300X150X100 HD ² , POLISHED	SF	3357	71.20	19.31	1374.87
PAVERS	INDUSTRIA 300X300X100 HD ² , SMOOTH	SF	3832	81.38	14.64	1191.40
PAVERS	INDUSTRIA 300X300X100 HD ² , SMOOTH, SILVER GRANITE	SF	3832	81.38	15.28	1243.49
PAVERS	INDUSTRIA 300X300X100 HD ² , GRANITEX	SF	3832	81.38	18.45	1501.46
PAVERS	INDUSTRIA 300X300X100 HD ² , POLISHED	SF	3832	81.38	19.31	1571.45
PAVERS	INDUSTRIA TACTILE 300X300X100 HD ² , SMOOTH	SF	3832	81.38	19.23	1564.94
PAVERS	INDUSTRIA TACTILE 300X300X100 HD ² , SMOOTH, SILVER GRANITE	SF	3832	81.38	19.84	1614.58
PAVERS	INDUSTRIA TRIANGLE HD ² , SMOOTH	SF	3832	81.38	14.8	1204.42
PAVERS	INDUSTRIA TRIANGLE HD ² , SMOOTH, SILVER GRANITE	SF	3832	81.38	15.41	1254.07
PAVERS	INDUSTRIA TRIANGLE HD ² , GRANITEX	SF	3832	81.38	18.63	1516.11
PAVERS	INDUSTRIA TRIANGLE HD ² , POLISHED	SF	3832	81.38	19.47	1584.47
PAVERS	INDUSTRIA 450X100X100 HD ² , SMOOTH	SF	3516	74.59	14.64	1092.00
PAVERS	INDUSTRIA 450X100X100 HD ² , SMOOTH, SILVER GRANITE	SF	3516	74.59	15.28	1139.74
PAVERS	INDUSTRIA 450X100X100 HD ² , GRANITEX	SF	3516	74.59	18.45	1376.19
PAVERS	INDUSTRIA 450X100X100 HD ² , POLISHED	SF	3516	74.59	19.31	1440.33
PAVERS	INDUSTRIA 450X150X100 HD ² , SMOOTH	SF	3357	71.20	14.64	1042.37
PAVERS	INDUSTRIA 450X150X100 HD ² , SMOOTH, SILVER GRANITE	SF	3357	71.20	15.28	1087.94
PAVERS	INDUSTRIA 450X150X100 HD ² , GRANITEX	SF	3357	71.20	18.45	1313.64
PAVERS	INDUSTRIA 450X150X100 HD ² , POLISHED	SF	3357	71.20	19.31	1374.87
PAVERS	INDUSTRIA 450X300X100 HD ² , SMOOTH	SF	2883	61.03	14.66	894.70
PAVERS	INDUSTRIA 450X300X100 HD ² , SMOOTH, SILVER GRANITE	SF	2883	61.03	15.3	933.76

PAVERS	INDUSTRIA 450X300X100 HD ² , GRANITEX	SF	2883	61.03	18.47	1127.22
PAVERS	INDUSTRIA 450X300X100 HD ² , POLISHED	SF	2883	61.03	19.33	1179.71
PAVERS	INDUSTRIA 600X100X100 HD ² , SMOOTH	SF	2145	45.21	16.39	740.99
PAVERS	INDUSTRIA 600X100X100 HD ² , SMOOTH, SILVER GRANITE	SF	2145	45.21	17.03	769.93
PAVERS	INDUSTRIA 600X100X100 HD ² , GRANITEX	SF	2145	45.21	20.2	913.24
PAVERS	INDUSTRIA 600X100X100 HD ² , POLISHED	SF	2145	45.21	21.05	951.67
PAVERS	INDUSTRIA 600X200X100 HD ² , SMOOTH	SF	2145	45.21	16.39	740.99
PAVERS	INDUSTRIA 600X200X100 HD ² , SMOOTH, SILVER GRANITE	SF	2145	45.21	17.03	769.93
PAVERS	INDUSTRIA 600X200X100 HD ² , GRANITEX	SF	2145	45.21	20.2	913.24
PAVERS	INDUSTRIA 600X200X100 HD ² , POLISHED	SF	2145	45.21	21.05	951.67
PAVERS	INDUSTRIA 600X300X100 HD ² , SMOOTH	SF	2567	54.25	16.36	887.53
PAVERS	INDUSTRIA 600X300X100 HD ² , SMOOTH, SILVER GRANITE	SF	2567	54.25	17.01	922.79
PAVERS	INDUSTRIA 600X300X100 HD ² , GRANITEX	SF	2567	54.25	20.18	1094.77
PAVERS	INDUSTRIA 600X300X100 HD ² , POLISHED	SF	2567	54.25	21.03	1140.88
PAVERS	INDUSTRIA 600X600X100 HD ² , SMOOTH	SF	2567	54.25	16.36	887.53
PAVERS	INDUSTRIA 600X600X100 HD ² , SMOOTH, SILVER GRANITE	SF	2567	54.25	17.01	922.79
PAVERS	INDUSTRIA 600X600X100 HD ² , GRANITEX	SF	2567	54.25	20.18	1094.77
PAVERS	INDUSTRIA 600X600X100 HD ² , POLISHED	SF	2567	54.25	21.03	1140.88
PAVERS	INDUSTRIA 900X300X100 HD ² , SMOOTH	SF	3821	81.38	16.32	1328.12
PAVERS	INDUSTRIA 900X300X100 HD ² , SMOOTH, SILVER GRANITE	SF	3821	81.38	16.96	1380.20
PAVERS	INDUSTRIA 900X300X100 HD ² , GRANITEX	SF	3821	81.38	20.13	1638.18
PAVERS	INDUSTRIA 900X300X100 HD ² , POLISHED	SF	3821	81.38	20.99	1708.17
PAVERS	INDUSTRIA 900X600X100 HD ² , SMOOTH	SF	3839	81.38	16.34	1329.75
PAVERS	INDUSTRIA 900X600X100 HD ² , SMOOTH, SILVER GRANITE	SF	3839	81.38	16.99	1382.65
PAVERS	INDUSTRIA 900X600X100 HD ² , GRANITEX	SF	3839	81.38	20.15	1639.81
PAVERS	INDUSTRIA 900X600X100 HD ² , POLISHED	SF	3839	81.38	21.01	1709.79
PAVERS	INDUSTRIA 900X900X100 HD ² , SMOOTH	SF	2856	61.03	16.29	994.18
PAVERS	INDUSTRIA 900X900X100 HD ² , SMOOTH, SILVER GRANITE	SF	2856	61.03	16.94	1033.85
PAVERS	INDUSTRIA 900X900X100 HD ² , GRANITEX	SF	2893	61.03	20.18	1231.59
PAVERS	INDUSTRIA 900X900X100 HD ² , POLISHED	SF	2893	61.03	21.04	1284.07
WALLS	BOREALIS WALL/CURB, DOUBLE SIDED	PCS	3042	16.00	94.05	1504.80
WALLS	BRANDON 90 MM WALL, SLATE	SF	1861	20.44	33.88	692.51
WALLS	BRANDON 90 MM CORNER/PILLAR, SLATE	PCS	1666	40.00	26.51	1060.40
WALLS	BRANDON 180 MM WALL, SLATE	SF	1861	20.44	33.88	692.51
WALLS	BRANDON 180 MM CORNER/PILLAR, SLATE	PCS	1666	20.00	30.85	617.00
WALLS	G-FORCE WALL, SMOOTH	PCS	2526	32.00	18.67	597.44
WALLS	G-FORCE CORNER, SMOOTH	PCS	1753	16.00	27.48	439.68
WALLS	GRAPHIX WALL, SMOOTH & SPLIT	SF	2773	26.25	30.12	790.65
WALLS	FASCIA BASE UNIT, GREY	PCS	3701	66.00	13.52	892.32
WALLS	STRUCTURAL BLOCK SINGLE-SIDED, GREY	PCS	2678	96.00	6.19	594.24
WALLS	STRUCTURAL BLOCK DOUBLE-SIDED, GREY	PCS	2137	72.00	8.19	589.68
WALLS	ICONIC FASCIA WALL [42 PCS], KLEANBLOC	PCS	1260	42.00	23.73	996.66
WALLS	ICONIC FASCIA CORNER/PILLAR, KLEANBLOC	PCS	680	24.00	31.32	751.68
WALLS	ROSEMONT FASCIA WALL [42 PCS], KLEANBLOC	PCS	1260	42.00	23.73	996.66
WALLS	ROSEMONT FASCIA CORNER/PILLAR, KLEANBLOC	PCS	680	24.00	31.32	751.68
WALLS	MINI-CRETA 3" WALL, ARCHITECTURAL	SF	2442	24.00	27.44	658.56
WALLS	MINI-CRETA 6" WALL, ARCHITECTURAL	SF	3053	30.00	26.85	805.50
WALLS	MINI-CRETA PILLAR, 24X6, ARCHITECTURAL	PCS	1530	24.00	32.56	781.44
WALLS	PRESCOTT 2.25" WALL, RIVIERA	SF	2562	27.00	40.9	1104.30
WALLS	PRESCOTT 2.25" WALL	SF	2562	27.00	40.9	1104.30
WALLS	PRESCOTT 2.25" CORNER/PILLAR	PCS	1819	72.00	22.87	1646.64
WALLS	PRESCOTT 4.5" WALL	SF	2562	27.00	40.9	1104.30
WALLS	PRESCOTT 4.5" CORNER/PILLAR	PCS	1819	36.00	27.87	1003.32
WALLS	RAFFINATO 90 WALL, SMOOTH	PCS	2072	64.00	12.95	828.80
WALLS	RAFFINATO 90 PILR/CRNR/EDGE, SMOOTH	PCS	1863	48.00	14.72	706.56
WALLS	RAFFINATO 90 WALL, POLISHED	PCS	1942	60.00	19.6	1176.00
WALLS	RAFFINATO 90 PILR/CRNR/EDGE, POLISHED	PCS	1553	40.00	23.48	939.20
WALLS	RAFFINATO 180 WALL, SMOOTH	PCS	2067	32.00	25.92	829.44
WALLS	RAFFINATO 180 PILR/CRNR/EDGE, SMOOTH	PCS	1863	24.00	29.53	708.72
WALLS	RAFFINATO 180 WALL, POLISHED	PCS	1938	30.00	39.21	1176.30
WALLS	RAFFINATO 180 PILR/CRNR/EDGE, POLISHED	PCS	1553	20.00	46.94	938.80
WALLS	ROCKA WALL/CURB	SF	1860	19.88	48.26	959.41
WALLS	SEMMA WALL, DOUBLE-SIDED, SPLIT FACE	PCS	2300	40.00	14.12	564.80
WALLS	SEMMA CORNER & PILLAR KIT, SPLIT FACE	PCS	1380	24.00	20.4	489.60
WALLS	SKYSCRAPER WALL, BASE, SMOOTH	SF	1880	6.00	74.98	449.88
WALLS	SKYSCRAPER WALL, MIDDLE, SMOOTH	SF	1620	6.00	62.95	377.70

WALLS	SKYSCRAPER WALL, TOP, SMOOTH	SF	2100	12.00	47.45	569.40
WALLS	SKYSCRAPER WALL, CORNER, SMOOTH	PCS	2460	4.00	125.95	503.80
WALLS	SKYSCRAPER WALL, EXTENDER, SMOOTH, GREY	PCS	1800	4.00	113.41	453.64
WALLS	SYSTEMA™WALL, SMOOTH	SF	1918	20.69	19.65	406.56
WALLS	TRAVERTINA RAW WALL	PCS	2857	48.00	31.01	1488.48
WALLS	TRAVERTINA RAW CORNER & PILLAR	PCS	1495	24.00	33.64	807.36
CAPS	ARCHITECTURAL CAP DOUBLE-SIDED, SPLIT FACE	LF	2390	66.00	15.21	1003.86
CAPS	BALI TRAVERTINA RAW CAP, KLEANBLOC	PCS	1100	28.00	32.5	910.00
CAPS	BRANDON CAP, SLATE	PCS	1213	18.00	22.06	397.08
CAPS	BRANDON CAP, SLATE, CAFFE CREMA, ONYX BLACK	PCS	1213	18.00	22.77	409.86
CAPS	BULLNOSE, SMOOTH	PCS	2435	180.00	7.16	1288.80
CAPS	BULLNOSE, SMOOTH, CHOCOLATE BROWN, ONYX BLACK	PCS	2435	180.00	7.86	1414.80
CAPS	BULLNOSE GRANDE, POLISHED (GRINDED)	PCS	891	12.00	98.91	1186.92
CAPS	GRAPHIX CAP, SMOOTH	PCS	1950	28.00	32.98	923.44
CAPS	PIEDIMONTE WALL & STEP CAP, 14X30, KLEANBLOC	LF	1840	60.00	27.77	1666.20
CAPS	PIEDIMONTE 28X28, PILLAR CAP [6], KLEANBLOC	PCS	1380	6.00	305.24	1831.44
CAPS	PORTOFINO CAP, DOUBLE-SIDED	LF	1591	50.22	19.72	990.34
CAPS	RAFFINATO 60 CAP, 14X28, SMOOTH	PCS	1869	24.00	39.55	949.20
CAPS	RAFFINATO 90 CAP, 14X28, SMOOTH	PCS	2783	24.00	45.12	1082.88
CAPS	RAFFINATO 60 CAP HD ² , 14X32, SMOOTH	PCS	2150	24.00	52.74	1265.76
CAPS	RAFFINATO 60 CAP HD ² , 14X32, SMOOTH, SILVER GRANITE	PCS	2150	24.00	53.6	1286.40
CAPS	TERRAZZO BULLNOSE, 14X32, POLISHED	PCS	2228	24.00	130.42	3130.08
CAPS	TERRAZZO CAP, 14X32, POLISHED	PCS	2228	24.00	120.22	2885.28
CAPS	TRAVERTINA RAW CAP, 14X28, KLEANBLOC	PCS	1780	24.00	61.7	1480.80
CAPS	YORK COUNTER TOP, 24X36, KLEANBLOC	PCS	2656	16.00	297.49	4759.84
CAPS	YORK PILLAR CAP, 28X28 [6], KLEANBLOC	PCS	1620	6.00	335.13	2010.78
CAPS	YORK PILLAR CAP, 32X32 [6], KLEANBLOC	PCS	1950	6.00	349.15	2094.90
CAPS	YORK WALL CAP, KLEANBLOC	LF	1597	48.00	25.13	1206.24
CAPS	YORK WALL CAP, 14X48, KLEANBLOC	LF	1552	48.00	25.01	1200.48
STEPS	BLU 45 MM, CONCRETE OVERLAY, SLATE	SF	2560	127.44	7.61	969.82
STEPS	BLU 45 MM, CONCRETE OVERLAY, SMOOTH	SF	2560	127.44	8.32	1060.30
STEPS	VENETIAN CAP OVERLAY, SLATE	PCS	1500	48.00	23.65	1135.20
STEPS	VENETIAN RISER, SLATE	PCS	740	48.00	12.48	599.04
STEPS	VENETIAN CAP OVERLAY, SMOOTH	PCS	1500	48.00	24.31	1166.88
STEPS	VENETIAN RISER, SMOOTH	PCS	811	48.00	13.21	634.08
STEPS	BOREALIS STEP	PCS	3073	8.00	175.3	1402.40
STEPS	MAYA STEP [4], SLATE	PCS	2780	4.00	362.05	1448.20
STEPS	RAFFINATO STEP [9], SMOOTH	PCS	3236	9.00	135.82	1222.38
STEPS	ROCKA 48" STEP, DOUBLE-SIDED	PCS	2890	8.00	166.08	1328.64
STEPS	ROCKA 60" STEP [6]	PCS	2787	6.00	224.53	1347.18
STEPS	SYSTEMA™ LUMAFIT STEP, SMOOTH	PCS	3270	8.00	188.87	1510.96
STEPS	TERRAZZO STEP, 15X48, POLISHED	PCS	2840	8.00	290.22	2321.76
STEPS	YORK 60" STEP [6]	PCS	2787	6.00	239.14	1434.84
EDGES	AVIGNON, SPLIT FACE	PCS	2750	90.00	11.72	1054.80
EDGES	BRANDON EDGE, SLATE	LF	3901	140.75	8.69	1223.12
EDGES	PIETRA, SPLIT FACE	LF	1285	96.00	8.37	803.52
OUTDOOR FIRE FEATURES	BRANDON 90MM FIRE PIT, RECTANGLE [NO SLEEVE]	PCS	2205	1.00	1421.95	1421.95
OUTDOOR FIRE FEATURES	BRANDON 90MM FIRE PIT, SQUARE [NO SLEEVE]	PCS	2283	1.00	1431.58	1431.58
OUTDOOR FIRE FEATURES	PRESCOTT FIREPIT [NO SLEEVE]	PCS	2140	1.00	1413.93	1413.93
OUTDOOR FIRE FEATURES	RAFFINATO FIREPIT [NO SLEEVE]	PCS	2550	1.00	1464.51	1464.51
OUTDOOR FIRE FEATURES	VALENCIA FIRE PIT [NO SLEEVE]	PCS	1567	80.00	7.39	591.20
OUTDOOR FIRE FEATURES	VALENCIA FIRE PIT SLEEVE	PCS	95	1.00	549.18	549.18
OUTDOOR FIRE FEATURES	SQUARE FIRE PIT SLEEVE	PCS	57	1.00	741.09	741.09
OUTDOOR FIRE FEATURES	RECTANGLE FIRE PIT SLEEVE	PCS	82	1.00	744.17	744.17
OUTDOOR FIRE FEATURES	HPC - FIREPIT VALENCIA-PUSH BUTTON IGNITION	PCS	75	1.00	1629.22	1629.22
OUTDOOR FIRE FEATURES	HPC - FIREPIT BRANDON SQUARE-PUSH BUTTON IGNITION	PCS	75	1.00	1629.96	1629.96
OUTDOOR FIRE FEATURES	HPC - FIREPIT PRESCOTT SQUARE-PUSH BUTTON IGNITION	PCS	75	1.00	1629.96	1629.96
OUTDOOR FIRE FEATURES	HPC - FIREPIT RAFFINATO/BRANDON RECTANG-PUSH BUTTON IGNITION	PCS	75	1.00	1651.68	1651.68
OUTDOOR FIRE FEATURES	ZENTRO ROUND 24"	PCS	220	1.00	1176.37	1176.37
OUTDOOR FIRE FEATURES	ZENTRO SQUARE 24"	PCS	260	1.00	1416.42	1416.42
OUTDOOR FIRE FEATURES	OUTPOST, ANCHOR POINT, POST	PCS	25	1.00	334.64	334.64
OUTDOOR FIRE FEATURES	LUMI FIRE BOWL (CHA), GREY	PCS	450	1.00	2162.54	2162.54
OUTDOOR FIRE FEATURES	SCULPTURA FIREPIT CIRCLED 40-INCH, SMOOTH, COOL GREY	PCS	439	1.00	2552.41	2552.41
OUTDOOR FIRE FEATURES	SCULPTURA FIREPIT SCALLOPED 40-INCH, SMOOTH, COOL GREY	PCS	439	1.00	2552.41	2552.41
OUTDOOR FIRE FEATURES	SCULPTURA FIREPIT SQUARE 40 X 40, SMOOTH, COOL GREY	PCS	530	1.00	3379.39	3379.39
OUTDOOR FIRE FEATURES	SCULPTURA FIREPIT RECTANGLE 24 X 52, SMOOTH, COOL GREY	PCS	506	1.00	3546.38	3546.38

OUTDOOR FIRE FEATURES	SCULPTURA SQUARE WIND GUARDS - 31 X 31 X 6"	PCS	19	1.00	319.4	319.40
OUTDOOR FIRE FEATURES	SCULPTURA RECTANGLE WIND GUARDS - 43 X 15 X 6"	PCS	20	1.00	447.89	447.89
OUTDOOR FIRE FEATURES	FORNO, OVEN	PCS	900	1.00	5170.13	5170.13
OUTDOOR PLANTER FEATURE	LUMI PLANTER BOWL, WARM GREY	PCS	450	1.00	1333.85	1333.85
SLABS - NATURAL STONE	NAT.STONE - SANDSTONE SLAB 22 MM, BLAS 4F SAWN, BEIGE	SF	1433	120.00	16.6	1992.00
SLABS - NATURAL STONE	NAT.STONE - SANDSTONE SLAB 22MM LARGE FORMAT, BLAS4FS, BEIGE	SF	1433	120.00	16.6	1992.00
SLABS - NATURAL STONE	NAT.STONE - SANDSTONE SLAB 22 MM, BLAS 4F SAWN, GREY	SF	1433	120.00	20.59	2470.80
SLABS - NATURAL STONE	NAT.STONE - SANDSTONE SLAB 22MM LARGE FORMAT, BLAS4FS, GREY	SF	1433	120.00	20.59	2470.80
SLABS - NATURAL STONE	NAT.STONE, SANDSTONE ACCENT SLAB 3x12, BLAS 4F SAWN, BEIGE	SF	2213	95.73	29.95	2867.11
SLABS - NATURAL STONE	NAT.STONE, SANDSTONE ACCENT SLAB 3X12, BLAS 4F SAWN, GREY	SF	2213	95.73	30.54	2923.59
WALLS - NATURAL STONE	NAT.STONE, SANDSTONE VENEER 17MM, BLAS 4F SAWN, BEIGE	SF	1261	145.64	17.44	2539.96
WALLS - NATURAL STONE	NAT.STONE, SANDSTONE VENEER 17MM, BLAS 4F SAWN, GREY	SF	1261	145.64	18.68	2720.56
CAPS - NATURAL STONE	NAT.STONE - LIMESTONE CAP 14X48, BLAS 4F SAWN, BLACK	PCS	2450	20.00	137.77	2755.40
CAPS - NATURAL STONE	NAT.STONE - SANDSTONE BULLNOSE CAP 14X48, BLAS 3F SAWN, BEIGE	PCS	2450	20.00	167.7	3354.00
CAPS - NATURAL STONE	NAT.STONE - SANDSTONE BULLNOSE CAP 14X48, BLAS 3F SAWN, GREY	PCS	2450	20.00	189.94	3798.80
CAPS - NATURAL STONE	NAT.STONE - SANDSTONE BULLNOSE CAP 16X48, BLAS 3F SAWN, GREY	PCS	2597	18.00	210.62	3791.16
CAPS - NATURAL STONE	NAT.STONE - SANDSTONE CAP 14X48, BLAS 4F SAWN, BEIGE	PCS	2450	20.00	158.41	3168.20
CAPS - NATURAL STONE	NAT.STONE - SANDSTONE CAP 14X48, BLAS 4F SAWN, GREY	PCS	2450	20.00	183.29	3665.80
CAPS - NATURAL STONE	NAT.STONE - SANDSTONE CAP 14X48, BLAS2F ROCKFACE2F SAWN, GREY	PCS	2271	18.00	191.54	3447.72
CAPS - NATURAL STONE	NAT.STONE - SANDSTONE CAP 14X48, BLAS2F ROCKFACE2F SAWN, BEIGE	PCS	2271	18.00	157.61	2836.98
CAPS - NATURAL STONE	NAT.STONE, SANDSTONE OVERLAY CAP 12X24, BLAS 4F SAWN, BEIGE	PCS	2017	84.00	86.84	7294.56
CAPS - NATURAL STONE	NAT.STONE, SANDSTONE OVERLAY CAP 12X24, BLAS 4F SAWN, GREY	PCS	2017	84.00	91.73	7705.32
STEPS - NATURAL STONE	NAT.STONE - SANDSTONE STEP 48X16X6, BLAS 4F SAWN, BEIGE	PCS	1741	4.00	445.73	1782.92
STEPS - NATURAL STONE	NAT.STONE - SANDSTONE STEP 48X16X6, BLAS 4F SAWN, GREY	PCS	1741	4.00	530.32	2121.28

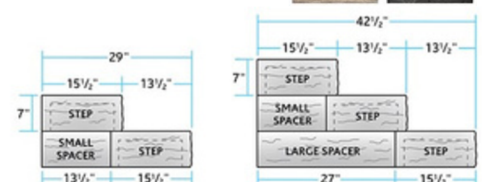



Ed's Concrete Steps


Description	Retail	Sell U/M
4' wide x 13-1/4" Chisel Step (12/skid)	\$139.28	EA
4' wide x 25" Chisel Step (6/skid)	\$174.24	EA
4' wide x 36-3/4" Chisel Step (4/skid)	\$211.12	EA
4' wide x 48-1/2" Chisel Step (4/skid)	\$236.08	EA
4' wide x 60-1/4" Chisel Step (4/skid)	\$263.12	EA
5' wide x 13-1/4" Chisel Step (9/skid)	\$155.73	EA
5' wide x 25" Chisel Step (6/skid)	\$217.76	EA
5' wide x 36-3/4" Chisel Step (4/skid)	\$267.76	EA
5' wide x 48-1/2" Chisel Step (4/skid)	\$307.44	EA
6' wide x 13-1/4" Chisel Step (9/skid)	\$178.77	EA
6' wide x 25" Chisel Step (6/skid)	\$272.64	EA
6' wide x 36-3/4" Chisel Step (3/skid)	\$343.84	EA
6' wide x 48-1/2" Chisel Step (3/skid)	\$400.48	EA
8' wide x 13-1/4" Chisel Step	\$368.00	EA
8' wide x 25" Chisel Step	\$504.80	EA
Amalfi Rock Step - 48" x 24" x 6" (6/skid)	\$158.72	EA
Amalfi Step Spacer - 6" x 17" x 5"	\$24.56	EA
Amalfi Step Spacer - 6" x 34" x 5"	\$38.24	EA
Canyon Step - 3' x 16" x 7" (6/skid)	\$121.12	EA
Canyon Step - 4' x 15-1/2" x 7" (6/skid)	\$135.68	EA
Canyon Step - 5' x 15-1/2" x 7" (6/skid)	\$149.92	EA
Canyon Step - 6' x 15-1/2" x 7" (6/skid)	\$164.32	EA
Canyon Step Spacer - 4-1/2" x 13-1/2" x 7" (20/skid)	\$24.56	EA
Canyon Step Spacer - 4-1/2" x 27 x 7" (10/skid)	\$38.24	EA
Country Stone Step - 4' x 18" x 6" - Sunset Buff (6/skid)	\$164.32	EA
Country Stone Step - 5' x 18" x 7" - Sunset Buff (4/skid)	\$196.24	EA
Country Stone 6" Spacer	\$24.56	EA
Country Stone 7" Spacer	\$24.56	EA
Random Step Slab (3/skid)	\$169.92	EA



Available Colors: Sunset Buff & Ebony



Category	Product	Finish / Texture	Unit of Measure	Retail Price per UOM	UOM per Pallet	Retail Price per Pallet
Sentinel Series	Discover	Smooth Finish 2 3/4 H	SF	11.25	99.6	1120.18
Sentinel Series	Elements 4x8	Smooth Finish 2 3/4 H	SF	11.3	101.28	1144.89
Sentinel Series	Elements 8x16	Smooth Finish 2 3/4 H	SF	11.2	106.64	1194.7
Sentinel Series	Grand Discover	Smooth Finish 2 3/4 H	SF	11.38	81.28	924.8
Sentinel Series	Grand Discover XL	Smooth Finish 2 3/4 H	SF	11.29	85.36	964.08
Sentinel Series	Grand Fusion	Striated Finish 2 3/4 H	SF	11.31	81.28	919.12
Sentinel Series	Grand Reverence	Bush Hammer Finish	SF	14.21	81.25	1154.9
Sentinel Series	Grand Tranquility	Textured Finish 2 3/4 H	SF	11.31	81.28	919.12
Sentinel Series	Legacy	Cobblestone Finish	SF	11.36	74.88	850.81
Standard Pavers & Slabs	Discover	Smooth Finish 2 3/4 H	SF	7.7	99.6	766.85
Standard Pavers & Slabs	Discover	Tumbled Finish 2 3/4 H	SF	9.35	99.6	931.19
Standard Pavers & Slabs	Elements 4x8	Smooth Finish 2 3/4 H	SF	6.6	101.28	668.62
Standard Pavers & Slabs	Elements 4x8	Tumbled Finish 2 3/4 H	SF	8.05	101.28	815.68
Standard Pavers & Slabs	Elements 8x16	Smooth Finish 2 3/4 H	SF	7.66	106.64	816.39
Standard Pavers & Slabs	Elements 8x16	Tumbled Finish 2 3/4 H	SF	9.14	106.64	974.75
Standard Pavers & Slabs	Grand Discover	Smooth Finish 2 3/4 H	SF	7.83	81.28	636.46
Standard Pavers & Slabs	Grand Discover XL	Smooth Finish 2 3/4 H	SF	7.75	85.36	661.27
Standard Pavers & Slabs	Grand Fusion	Striated Finish 2 3/4 H	SF	7.76	81.28	630.78
Standard Pavers & Slabs	Grand Tranquility	Textured Finish 2 3/4 H	SF	7.76	81.28	630.78
Standard Pavers & Slabs	Grand Vantage	Texture Finish 2 3/4 H	SF	7.83	81.28	636.46
Standard Pavers & Slabs	Vantage	Texture Finish 2 3/4 H	SF	7.7	99.6	766.85
Standard Pavers & Slabs	Vantage 4x8	Texture Finish 2 3/4 H	SF	7.76	101.28	785.6
Pavers & Slabs	Destination	Smooth Finish 2 3/4 H	SF	9.14	88.88	811.95
Pavers & Slabs	Essence Wood Grain Plank	3 1/8 H	SF	9.4	85.92	807.75
Pavers & Slabs	Grass Paver 16" x 3 5/8" x 16"	16" x 3 5/8"	Each	10.17	60	610.23
Glow Path Pavers and Slabs	Elements 4x8	Brushed Finish 2 3/4 H	SF	19.55	101.28	1980.45
Glow Path Pavers and Slabs	Elements 4x8	Brushed Finish 2 3/8 H (60MM)	SF	19.35	96	1857.88
Permeable Pavers	H2O Pro 4x8 Paver	Smooth Finish 3 1/8" H	SF	7.88	88	693.68
Permeable Pavers	H2O Pro 8x16 Paver	Smooth Finish 3 1/8" H	SF	7.79	106.64	830.7
Permeable Pavers	H2O Pro 8x8 Paver	Smooth Finish 3 1/8" H	SF	7.81	106.64	833.31
Permeable Pavers	Harmony Paver	Special Order	SF	Call for Lead Times & Pri	0	
Permeable Pavers	Rejuvenate 5x10 Paver	Special Order	SF	Call for Lead Times & Pri	0	
Wall Caps / Coping	Column Cap 24" x 24" x 2 3/4"		0 Each	207.27	8	1658.13
Wall Caps / Coping	Column Cap 30" x 30" x 2 3/4"		0 Each	319.04	6	1914.26
Wall Caps / Coping	Seat Wall / Coping / Tread 14" x 30" x 2 3/4"		0 Each	130.8	18	2354.43
Wall Caps / Coping	Smooth Rectangle Wall Cap	Smooth	Each	15.03	48	721.44
Wall Caps / Coping	Split Face Rectangle Cap	Split Face	Each	12.01	66	792.47
Wall Caps / Coping	Split Face Trapezoid Cap	Split Face	Each	11.72	63	738.66
Pool Coping / Steps	Demi Prestige Coping	Bullnose Burnished	LF	32.66	96.04	3136.51
Pool Coping / Steps	Grand Crest Bullnose	Smooth Finish	LF	10.65	96.04	1022.57
Pool Coping / Steps	Prestige Coping	Bullnose Burnished	LF	37.59	64	2405.86
Wall Systems	Tribute 2.0 Smooth Face Corner	Smooth Face Corner	LF	24.22	26	629.74
Wall Systems	Tribute 2.0 Smooth Face Pin System	Smooth Face	SF	24.31	23.4	568.82
Wall Systems	Tribute Split Face Corner	Split Face Corner	LF	13.74	0	
Wall Systems	Tribute Split Face Front & Back	Split Face Front & Back	SF	15.39	0	
Wall Systems	Tribute Split Face Wall System	Split Face	SF	19.37	24.12	467.1
Retaining Walls	County Block Retaining Wall Corner	Split Face Corner	LF	25.23	42.24	1065.72
Retaining Walls	County Block Retaining Wall Std Block	Split Face	SF	20.17	42.24	851.78
Retaining Walls	Integrity Retaining Wall Corner	Split Face Corner	LF	14.44	36	519.78
Retaining Walls	Integrity Retaining Wall Straight	Split Face	SF	13.61	36	490.08
Retaining Walls	Winston Retaining Wall Corner	Split Face Corner	LF	18.02	32.4	583.99
Retaining Walls	Winston Retaining Wall Straight	Split Face	SF	16.56	32.85	543.91
Summit Stone	Summit Stone Large	Smooth	Each	6.5	120	780.36
Summit Stone	Summit Stone Large	Tumbled	Each	7.33	120	879.36
Summit Stone	Summit Stone Medium	Smooth	Each	4.88	160	780.36
Summit Stone	Summit Stone Medium	Tumbled	Each	5.12	160	819.96
Summit Stone	Summit Stone Tapered	Smooth	Each	4.69	168	788.74
Summit Stone	Summit Stone Tapered	Tumbled	Each	4.94	168	830.32
Steps & Block	Essence Woodgrain Step 6.25" x 25" x 48"	Woodgrain Step	Each	252.29	4	1009.16
Steps & Block	Oversize Step Unit 25" x 6 1/4" x 48"	Oversize Step Unit	Each	252.29	4	1009.16
Steps & Block	Smooth Block 12" x 9" x 4"	Smooth	Each	6.86	128	877.86
Steps & Block	Smooth Block 18" x 9" x 4"	Smooth	Each	10.8	80	864.09
Steps & Block	Step Unit 14" x 6 1/4" x 24"	Step Unit	Each	48.45	10	484.46
Steps & Block	Passageways Step Unit 20" x 6" x 48" "Glow"	Glow in the Dark	Each	279.29	3	837.87
Steps & Block	Passageways Step Unit 20" x 6" x 48"	Step Unit	Each	205.04	3	615.12
Fire Pit Kits	Summit Fire Pit Kit	Circle Taper Smooth	Each	189.34	0	
Fire Pit Kits	Summit Fire Pit Kit	Circle Taper Tumbled	Each	201.96	0	
Fire Pit Kits	Summit Fire Pit Kit	Square Smooth	Each	178.2	0	
Fire Pit Kits	Summit Fire Pit Kit	Square Tumbled	Each	198.99	0	
Fire Pit Kits	Tribute Fire Pit Kit	Smooth Square	Each	289.08	0	
Fire Pit Kits	Unity Fire Pit Kit	Smooth Square	Each	247.5	0	
Fire Pit Inserts	36" Square Steel Fire Insert		0 Each	470.25	0	
Fire Pit Inserts	38" Round Steel with Lip		0 Each	544.5	0	
Fire Pit Inserts	39" Round Steel Insert		0 Each	313.5	0	
Fire Pit Inserts	"Smokeless" Round Insert 36"-39"	NEW	Each	841.5	0	
Fire Pit Inserts	36"-39" Lid	NEW	Each	536.25	0	
Fire Pit Kit Cap	39" ID Fire Pit Kit Cap	Smooth Finish	Each	163.36	8	1306.9
County Cub / Patio	Garden Wall Rear Lip System	Garden Wall Rear Lip System	Each	4.09	168	687.58
County Cub / Patio	County Cub Cap	Garden Wall Cap	LF	2.66	122.58	326.52
Skylands Concrete Rooftop Pavers	Skylands Rooftop Paver 23 13/16" x 23 13/16" x 2"	Smooth Finish	Each	Call for Prices and Lead T	0	





Delivery

Hardscape

Gravel

Bark

0-10 Miles	\$124.00	0-5 Miles	\$114.00	0-5 Miles	\$84.00
11 – 20 Miles	\$158.00	6-10 Miles	\$124.00	6-10 Miles	\$94.00
21-30 Miles	\$192.00	11-15 Miles	\$148.00	11-15 Miles	\$118.00
31-40 Miles	\$236.00	16-20 Miles	\$158.00	16-20 Miles	\$128.00
41-50 Miles	\$280.00	21-25 Miles	\$192.00	21-25 Miles	\$162.00
51-60 Miles	\$324.00	26-30 Miles	\$212.00	26-30 Miles	\$182.00
61-70 Miles	\$388.00	31-35 Miles	\$256.00	31-35 Miles	\$226.00
71-80 Miles	\$452.00	36-40 Miles	\$286.00	36-40 miles	\$256.00
81-90 Miles	\$516.00	41-45 Miles	\$330.00	41-45 Miles	\$300.00
91-100 Miles	\$580.00	46-50 Miles	\$374.00	46-50 Miles	\$330.00
101-110 Miles	\$644.00	51-55 Miles	\$418.00	51-55 Miles	\$374.00

Hardscape: Any palletized product or gravel bins.

- Gravel bins hold up to 2 tons of material per bin.
- There is a \$20.00 bin charge in addition to the cost of the material.

Gravel: Decorative Stone, Sand & Gravel, and Oversized Stone

- The dump trucks have a maximum capacity of 13 tons. No Minimum.

Bark: Landscape Bark

- The dump trucks have a maximum capacity of 15 yards. 1 yard Minimum.

