



## 2025 Products and Prices



[BlueStarLandscapeSupply.com](http://BlueStarLandscapeSupply.com)

231-943-3990

[customerservice@bluestarls.com](mailto:customerservice@bluestarls.com)



## Conditions of Sale:

- All orders are to be paid for in advance of delivery without prior credit approval.
- Past-due accounts are subject to a 2% finance charge.
- Accounts 60 days past due will be placed on a C.O.D and/or prepaid terms.
- A restocking fee of 20% will be assessed for in-stock material if ordered or placed on hold, then cancelled by the customer.
- Please add 6% Michigan sales tax or send tax exempt form before purchase.
- Discounts do not apply to delivery prices.
- Prices in this book are subject to change due to rising costs.
- Coverage on all material is approximate.
- Not all products in Price Book may be inventoried; please call in advance.
- All sales are final. No returns or refunds.



## Table of Contents:

Decorative Stone.....	1
Flagstone.....	2
Pre-Cut Steps.....	3
Outcroppings.....	3
Oversized Stone.....	4
Wall Stone.....	4
Sand & Gravel.....	5
Drain Material.....	5
Landscape Bark & Fabric.....	6
Edging.....	7
Fire Pits.....	8
Versa-Lok.....	9
Pyzique.....	10
Oaks.....	11-12
Techo-Bloc.....	13-17
Ed's Concrete Products.....	18
High Format.....	19-20
Delivery Rates.....	21





# Decorative Stone

Decorative Stone:	Lbs./Yard:	SF Coverage:	Price/Ton:
Adair	3050	105	\$135.00
Aggregate, Canadian	2700	120	\$120.00
Aggregate, Natural 1"	2700	120	\$72.00
Blush Mtn. 3/8" - 1"	2400	135	\$172.00
Blush Mtn. 1.5" - 2"	2400	135	\$172.00
Canadian Path Stone 3/8"	2400	135	\$139.00
Cascadia	2700	120	\$84.00
Cocoa Chips 1"	2430	135	\$294.00
Copper Coast	2500	125	\$182.00
Crushed Pea Stone	2700	120	\$98.00
Decomposed Granite	2400	135	\$366.00
Hudson	2700	120	\$98.00
Marble Crystal 1.5" - 2"	2500	129	\$298.00
Mayfield	2500	120	\$105.00
Millstone	2400	135	\$172.00
Northern Lights	2400	135	\$172.00
Northern Rose	2500	125	\$192.00
Oak Creek	3100	105	\$260.00
Osage	2700	120	\$84.00
Ozark	2600	125	\$275.00
Pea Stone, Canadian 3/8"	2700	120	\$111.00
Pea Stone, Michigan 3/8"	2600	120	\$68.00
Potato Stone 2" - 4"	2790	50	\$135.00
River Rock, Michigan 1.5" - 2"	2500	120	\$73.00
Rockford Red	2700	120	\$126.00
Slate Gray 1.5" - 2"	2500	129	\$282.00
Spanish Tile	2050	158	\$243.00
Tilden	2700	120	\$74.00
Turquoise	2250	125	.40¢/lb.
Walnut Nuggets	2420	134	\$243.00

**\*Decorative stone SF coverage is based on a depth of 1.5" - 2".**

Visit our Decorative Stone page @bluestarlandscapesupply.com for pictures



# Flagstone

Irregular Flagstone:	Thickness:	SF Coverage:	Price/Ton:
Chilton Shims	.75" - 1"	80 - 100	\$240.00
Chilton Steppers	1.5" - 2"	80 - 90	\$423.00
Chilton Premium Steppers	1.5" - 2"	80 - 90	\$635.00
Chilton Large	2.5" - 3"	60 - 80	\$659.00
Fond du Lac Shims	.75" - 1"	80 - 100	\$240.00
Fond du Lac Steppers	1.5" - 2"	80 - 90	\$480.00
Fond du Lac Large	1" - 2"	80 - 100	\$1025.00
Fond du Lac Silver Large	1" - 2"	65 - 85	\$965.00
Idaho	1" - 1.5"	100 - 120	\$564.00
Idaho Premium	.75" - 1.25"	120 - 140	\$642.00
NY Blue Tumbled	2"	90 - 100	\$357.00
NY Full Color	1.5" - 2"	90 - 100	\$489.00
NY Full Color Thin	1" - 1.5"	100 - 120	\$463.00
NY Lilac	1.5" - 2"	90 - 100	\$529.00
NY Blue	1.5" - 2"	90 - 100	\$949.00
NY Full Color Thermal	1.5" +/-	100 - 120	\$849.00
NY Blue Thermal	1.5" +/-	100 - 120	\$893.00
West Mountain Tumbled	2"	90 - 100	\$620.00
West Mountain Thermal	1.5" +/-	100 - 120	\$1215.00

Dimensional Flagstone:	Thickness:	Size:	Price/SF:
NY Full Color	1.5" - 2"	Mixed Size	\$9.60
NY Full Color Thermal	1.5" +/-	Mixed Size	\$13.85
NY Blue Thermal	1.5" +/-	Mixed Size	\$16.10
West Mountain Thermal	1.5" +/-	Mixed Size	\$23.10

### Flagstone Terms:

Shims: Small pieces (5 - 10" in diameter)

Steppers: Medium pieces (10 - 14" in diameter)

Large Flag: Large pieces (16 - 36"+ in diameter)

**NY Full Color Tiles:** also available per piece. Sold at .50¢ per pound.

Visit our Flagstone page @bluestarlandscapesupply.com for pictures



# Pre-Cut Steps & Outcroppings

## Pre-Cut Steps:

## Dimensions:

## Price/Each:

3' Chilton	18" x 36"	\$218.00
4' Chilton	18" x 48"	\$310.00
3' Fond du Lac Silver	18" x 36"	\$228.00
4' Fond du Lac Silver	18" x 48"	\$338.00
3' New York	18" x 36"	\$280.00
4' New York	18" x 48"	\$375.00
3' New York	24" x 36"	\$375.00
3' New York Tumbled	18" x 36"	\$325.00
4' New York Tumbled	18" x 48"	\$433.00
3' Midnight	18" x 36"	\$459.00
3' Sunrise	18" x 36"	\$264.00
3' Greige	18" x 36"	\$295.00
4' Greige	18" x 48"	\$420.00
Midnight Boulder Step	Irregular	\$952.00/Ton

## Outcroppings:

## Thickness:

## Price/Ton:

Chilton Premium Treads	6"- 9"	\$496.00
Fond du Lac Silver Treads	6"- 9"	\$559.00
NY Full Color Treads	6"- 8"	\$439.00

\*These stones can be used for both stairway steps and landscape walls.





# Oversized Stone & Wall Stone

## Dimensional Wall Stone:                      Thickness:                      Price/Ton:

Chilton 6"	3" - 4"	\$460.00
Chilton 8"	3" - 4"	\$375.00
Fond du Lac 6"	3" - 4"	\$498.00
Fond du Lac 8"	3" - 4"	\$438.00
Chilton 8" Sawed	4"	\$560.00
Fond du Lac Silver 8" Sawed	4"	\$570.00
NY Thermal 8" Sawed	6"	\$567.00
Midnight 8" Sawed	7.5"	\$569.00
Driftwood Ledgestone	10"-12"	\$399.00

## Oversized Stone:                      Size:                      SF Coverage:                      Price/Ton:

Natural Cobble	2" - 4"	50	\$117.00
Smooth Cobble	4" - 8"	40	\$147.00
Fieldstone	6" - 15"	17	\$144.00
Boulders	12" - 18"	13	\$140.00
Boulders	18" - 24"	11	\$152.00
Boulders	24"+	6	\$190.00
Mixed Decorative Boulders	8" - 16"		.40¢/lb.
Turquoise Boulders	8" - 24"		.40¢/lb.
Blush Mountain Boulders	3" - 10"		.40¢/lb.
Pennsylvania Fieldstone			\$498.00/Pallet
Pennsylvania Creek Flats			\$585.00/Pallet

### Wall Stone Coverage

1 ton 6" laid horizontally: approximately 30 Face Feet

1 ton 8" laid horizontally: approximately 20 Face Feet

### Estimating Boulder Weights

12" x 12" fieldstone weighs 80 - 100 lbs.

1 cubic yard of fieldstone weighs approximately 2200 lbs.

30" x 30" x 30" granite boulder weighs 1 ton.



## Sand & Gravel

Sand & Gravel:	Lbs./Yard:	SF Coverage:	Price/Ton:
Diamond Dust	2350	140	\$32.00
Masonry Sand	2670	120	\$39.75
Beach Sand	2600	120	\$34.00
Road Gravel	2950	110	\$21.75
Screened Top Soil	2600	N/A	\$35.50
6AA Crushed Stone	2320	160	\$38.00
10A Drain Stone	2510	128	\$40.25
25A Special	2540	135	\$40.50
Stonecrete (Afton Stone)	2700	125	\$60.00
34R Pea Stone	2350	127	\$29.00
1/4 Chip	2080	150	\$40.25
Screened Fill Sand	2675	120	\$23.00
25A Crushed	2350	135	\$42.00

## Drain Material

12" x 12" Catch Basin	\$55.00
4" x 10' Perf. Pipe	\$10.25
4" x 10' Solid Pipe	\$10.25
4" 90 Degree Elbow	\$10.50
4" Emitter with Elbow	\$39.00
4" Straight T	\$7.50
4" Snap Coupling	\$5.00
4" Y Fitting	\$14.00
4" Round Grate	\$6.00
Small Downspout	\$8.00
Large Downspout	\$8.00
Sox 4" x 100' Roll	\$40.00
Sox 10' Package	\$5.00
Sox 20' Package	\$9.00
Sandbag Bundle (100 per bundle)	\$30.00
Sandbags	.30¢





# Landscape Bark

Landscape Bark:	Lbs./Scoop:	Price/Scoop:
Cedar	360	\$37.75
Hardwood	660	\$28.50
Red Pine	490	\$40.75
Wood Chips	490	\$29.75
Black Dyed	600	\$40.00
Brown Dyed	600	\$40.00
Red Dyed	600	\$40.00

**\*Approximately 150 SF coverage per scoop, spread 1 - 2" thick.  
One scoop is approximately one yard.**

Landscape Fabric:	Size:	Price:
Commercial Grade Spunbond	3' x 50'	\$16.00
Commercial Grade Spunbond	3' x 100'	\$33.00
Commercial Grade Spunbond	4' x 100'	\$44.00
Commercial Grade Spunbond	4' x 300'	\$99.00
Commercial Grade Spunbond	6' x 300'	\$168.00
CNM400 Fabric Non-Woven	6.25' x 360'	\$259.00
Silt Fence	3' x 100'	\$35.00

Landscape Pins:	Price:
30 Pin Pack	\$5.00
75 Pin Pack	\$9.00
1000 Pin Pack	\$72.00



# Edging

## Poly Edging (5" x 20')

## Price/Piece:

Elite Edge	\$18.00
Connector Kit	\$5.00
90 Degree Corner	\$4.50

## Aluminum Edging:

8' Mill Finish	\$20.60
8' Bronze Finish	\$24.60
8' Black Finish	\$24.60
8' Green Finish	\$24.60
16' Mill Finish	\$39.40
16' Bronze Finish	\$47.40
16' Black Finish	\$47.40
16' Green Finish	\$47.40
Stakes Mill Finish	\$2.00
Stakes Any Color Finish	\$2.50

## Brick Edging:

Poly Paver Restraint	\$17.75
Aluminum Brick Edging	\$17.75
Anchor Nails	.60¢/each
Anchor Nails Box	\$130.00

## Natural Edging:

## Price/Ton:

Chilton Border Edge	\$575.00
Fond du Lac Silver Border Edge	\$585.00

**\*Approximate coverage of 100 - 110 Linear Feet per Ton**



# Fire Pits

## Fire Pit Inserts:

Square Insert	\$336.00
Round Insert	\$268.00
48" Round Insert	\$250.00
48" Square Insert	\$532.00

## Fire Pit Accessories:

Grill Grate Attachment	\$152.00
Fire Poker	\$49.00
Cover for Insert	\$157.00

## Fire Pit Rings:

30" Ring	\$39.00
36" Ring	\$48.00
42" Ring	\$59.00
48" Ring	\$68.00

## Fire Blocks:

Standard Laredo - Square	12/Layer	\$5.76/Block
Standard Laredo - Large Square	20/Layer	\$5.76/Block
Tapered Laredo - Round	17/Layer	\$3.80/Block
Natural Pyzique - Round	14/Layer	\$2.03/Block
Natural Pyzique Tumbled - Round	14/Layer	\$4.15/Block
Colored Pyzique - Round	14/Layer	\$2.43/Block
Colored Pyzique Tumbled - Round	14/Layer	\$4.48/Block

# Versa-Lok

## Standard Pricing:

Natural Block - \$7.32

Colored Block - \$7.89

Natural Cap - \$5.68

Colored Cap - \$6.09

Earth Blend

Charcoal Blend

Buckskin

Antique

Natural



## Tumbled Pricing:

Natural Block - \$10.27

Colored Block - \$11.14

Natural Cap - \$10.27

Colored Cap - \$11.14



## Accessory Pricing:

Versa-Pins (2 per block) - .27¢/each

Versa-Grid 3.0 (6'x150') - \$2.58/LF

Versa-Grid 5.0 (6'x150') - \$2.87/LF

Versa-Lifter (Deposit or Purchase) - \$89.95

SRW Adhesive 10.5 oz. - \$6.90

SRW Adhesive 28 oz. - \$13.45



### Versa-Lok Specifications:

16" (Front) x 14" (Back) x 6" (Height) x 12" (Depth)

.67 Face Feet per block

82 Lbs. per block

48 block per pallet

Pallet weight: 3936 Lbs.

### Versa-Cap Specifications:

16" (Front) x 16" (Back) x 3.625" (Height) x 12" (Depth)

.40 Face Feet per cap

50 Lbs. per cap

96 cap per pallet

Pallet weight: 4800 Lbs.

# Pyzique

## Standard Pricing:

Natural Block - \$2.03

Colored Block - \$2.43

## Tumbled Pricing:

Natural Block - \$4.15

Colored Block - \$4.48

Earth Blend

Charcoal Blend

Buckskin

Antique

Natural



- Reversible trapezoidal shape.
- One wall unit creates wall, corner, and cap.



## Pyzique Specifications:

11" (Front) x 7" (Back) x 4" (Height) x 9" (Depth)

.31 Face Feet per block


25 Lbs. per block

150 block per pallet

Pallet weight: 3750 Lbs.

Product	U/M Price	U/M	U/M Per Pallet	Pallet Price
Rialto 60mm	\$7.01	Sqft	103.4	\$724.83
Nueva 60mm Random Bundle	\$7.01	Sqft	103.4	\$724.83
Per Layer *Stock Colors Only	\$90.60			
Nueva 60mm 8"x16" Small Rectangle	\$7.01	Sqft	103.4	\$724.83
Nueva 60mm 12"x24" Rectangle	\$7.01	Sqft	104.6	\$733.25
Nueva 16"x32" 60mm NEW Large Rectangle	\$7.01	Sqft	103.7	\$726.94
Nueva XL 60mm	\$7.08	Sqft	116.3	\$823.40
Yorkville Slab - Nueva 60mm with Elite Finish	\$8.07	Sqft	103.4	\$834.44
Molina Combo & 12"x24" 60mm	\$7.31	Sqft	93	\$679.83
Molina 24"x24"	\$8.34	Sqft	77.5	\$646.35
Molina Ferro Finish 6"x12"	\$10.45	Sqft	93	\$971.85
Strassa 60mm	\$7.25	Sqft	104.7	\$759.08
Market Paver 60mm	\$7.28	Sqft	104.6	\$761.49
Colonnade 60mm Combo	\$6.36	Sqft	104	\$661.44
Combo Per Layer *Stock Colors Only	\$73.49			
Colonnade 60mm 6"x9"	\$6.36	Sqft	105	\$667.80
6"x9" Per Layer *Stock Colors Only	\$74.20			
Colonnade 60mm 9"x9"	\$6.36	Sqft	98	\$623.28
9"x9" Per Layer *Stock Colors Only	\$69.25			
Colonnade 60mm 9"x12"	\$6.36	Sqft	104	\$661.44
9"x12" Per Layer *Stock Colors Only	\$73.49			
Classic Paver 60mm	\$5.27	Sqft	106	\$558.62
Classic Paver 60mm Premiere Colors	\$5.63	Sqft	106	\$596.78
Everton - NEW	\$6.59	Sqft	111.6	\$735.44
Ridgefield Plus 70mm Combo - SPECIAL ORDER	\$6.17	Sqft	93	\$573.81
Ridgefield Plus 70mm 8"x12" - SPECIAL ORDER	\$6.17	Sqft	104	\$641.68
Ridgefield Smooth 70mm Combo	\$6.17	Sqft	93	\$573.81
Ridgefield Smooth 70mm 8"x12"	\$6.17	Sqft	104	\$641.68
Ridgefield smooth 12"x16" 70mm - NEW	\$7.11	Sqft	93	\$661.23
Montebello Combo	\$8.29	Sqft	93	\$770.97
Montebello 8"x12"	\$8.29	Sqft	104	\$862.16
Bonaire - 4"x4" Accent - NEW - Elite Finish & Color Bold	\$8.98	Sqft	64	\$574.72
Market Paver 80mm - SPECIAL ORDER	\$10.53	Sqft	69.8	\$734.99
Nueva 80mm Random Bundle - SPECIAL ORDER	\$8.20	Sqft	77.5	\$635.50
Nueva 80mm 8"x16" Small Rec. - SPECIAL ORDER	\$8.20	Sqft	77.5	\$635.50
Nueva 80mm 16"x32" Large Rec. - SPECIAL ORDER	\$8.20	Sqft	83	\$680.60
Molina 80mm - SPECIAL ORDER	\$10.30	Sqft	69.8	\$718.94
Molina 80mm - Ferro Finish - 6"x12" - SPECIAL ORDER	\$14.36	Sqft	69.8	\$1,002.33
Enviro Midori 80mm - SPECIAL ORDER	\$7.18	Sqft	74.4	\$534.19
Rialto 80mm - SPECIAL ORDER	\$8.20	Sqft	77.5	\$635.50
Eterna 100mm 100x300 - SPECIAL ORDER	\$12.95	Sqft	64	\$828.80
Eterna 100mm 100x400 - SPECIAL ORDER	\$12.95	Sqft	57	\$738.15
Eterna 100mm 200x600 - SPECIAL ORDER	\$12.95	Sqft	62	\$802.90
Eterna 100mm 400x600 - SPECIAL ORDER	\$12.95	Sqft	64.6	\$836.57
Oasis Coping - SPECIAL ORDER	\$16.43	Each	36	\$591.48
Cassina Coping 12X12	\$7.16	Each	60	\$429.60
Fronterra Curb	\$7.19	Each	108	\$776.52

Nueva Curb	\$12.79	Each	64	\$818.56
Aria Step - SPECIAL ORDER	\$111.72	Each	4	\$446.88
Nueva Step	\$101.46	Each	4	\$405.84
Laredo Smooth	\$5.76	Each	84	\$483.84
Laredo	\$5.76	Each	100	\$576.00
Laredo Taper	\$3.80	Each	150	\$570.00
Gardenia Linear	\$16.09	Each	32	\$514.88
Gardenia Linear Corner	\$9.65	Each	64	\$617.60
Modan	\$21.32	Sqft	28.1	\$599.09
Modan Linear	\$9.95	Each	48	\$477.60
Nueva 75	\$21.60	Sqft	19.5	\$421.20
Nueva 150	\$21.32	Sqft	26	\$554.32
Nueva Coping	\$12.99	Each	24	\$311.76
Nueva Corner/Column	\$13.06	Each	60	\$783.60
Nueva Pillar Cap - NEW	\$66.96	Each	12	\$803.52
Ortana Standard	\$8.00	Each	60	\$480.00
Ortana Tapered	\$7.92	Each	60	\$475.20
Ortana Corner	\$9.82	Each	24	\$235.68
Ortana 1' Coping	\$7.06	Each	72	\$508.32
Ortana 2' Coping	\$14.22	Each	24	\$341.28



Product Line	Product name	Unit	Pounds per pallet	Sales unit per pallet	Unit Price	Pallet Price
SLB	ABERDEEN, 20X20-10, KLEANBLOC	SF	1900	70.83	14.56	1,031.28
SLB	ABERDEEN, 30X10, KLEANBLOC	SF	1900	70.83	14.56	1,031.28
SLB	ABERDEEN, 30X20, KLEANBLOC	SF	1900	70.83	14.56	1,031.28
SLB	ABERDEEN, 30X30, KLEANBLOC	SF	2820	106.25	16.54	1,757.80
SLB	BLU 60 MM, SLATE	SF	3192	116.82	6.85	799.98
SLB	BLU 60 MM, SMOOTH	SF	3192	116.82	7.49	874.75
SLB	BLU 60 MM HD <sup>2</sup> , SLATE	SF	3192	116.82	8.11	947.64
SLB	BLU 60 MM HD <sup>2</sup> , SMOOTH	SF	3192	116.82	8.82	1,029.89
SLB	BLU 60 MM, POLISHED	SF	3192	116.82	14.10	1,646.69
SLB	BLU 60 MM, 6X13, SLATE	SF	3171	116.05	7.33	850.41
SLB	BLU 60 MM, 6X13, SMOOTH	SF	3171	116.05	7.33	850.41
SLB	BLU 60 MM HD <sup>2</sup> , 6X13, SLATE	SF	3171	116.05	8.82	1,023.10
SLB	BLU 60 MM HD <sup>2</sup> , 6X13, SMOOTH	SF	3171	116.05	8.82	1,023.10
SLB	BLU GRANDE, SLATE [10 ROWS]	SF	2452	87.91	7.97	700.47
SLB	BLU GRANDE, SMOOTH [10 ROWS]	SF	2452	87.91	8.66	760.95
SLB	BLU GRANDE HD <sup>2</sup> , SLATE	SF	2698	96.71	9.78	945.44
SLB	BLU GRANDE HD <sup>2</sup> , SMOOTH	SF	2698	96.71	10.46	1,011.97
SLB	BLU GRANDE, POLISHED [10 ROWS]	SF	2452	87.91	15.30	1,344.67
SLB	BOREALIS SLAB, 30X5, KLEANBLOC	PCS	1936	68	18.35	1,247.94
SLB	BOREALIS SLAB, 30X10, KLEANBLOC	PCS	1920	34	34.62	1,177.22
SLB	BOREALIS STEPPING STONE	PCS	1490	16	51.70	827.14
SLB	EVEREST HD <sup>2</sup> , 250X250, SLATE	SF	2547	88.8	13.23	1,175.00
SLB	EVEREST HD <sup>2</sup> , 250X500, SLATE	SF	2547	88.8	13.23	1,175.00
SLB	EVEREST HD <sup>2</sup> , 500X500, SLATE	SF	3383	118.4	15.95	1,888.72
SLB	HEXA 60 HD <sup>2</sup> , SMOOTH	SF	2694	96.55	11.52	1,112.26
SLB	INCA HD <sup>2</sup> , SLATE	SF	1640	66.5	12.29	817.15
SLB	INDUSTRIA 900X600X60 HD <sup>2</sup> , SMOOTH	SF	3622	127.88	10.00	1,278.80
SLB	MAYA STEPPING STONE, SLATE	PCS	1587	17	49.18	836.13
SLB	OCEAN GRANDE HD <sup>2</sup>	SF	2698	96.71	12.51	1,210.04
SLB	PARA HD <sup>2</sup> , 250X500, SMOOTH	SF	3295	118.4	10.38	1,229.47
SLB	PARA HD <sup>2</sup> , 500X500, SMOOTH	SF	3295	118.4	10.38	1,229.47
SLB	PARA HD <sup>2</sup> , 750X500, SMOOTH	SF	2480	88.8	13.07	1,160.79
SLB	TRAVERTINA RAW SLAB, 20X20   20X10, KLEANBLOC	SF	1835	70.83	15.68	1,110.61
SLB	TRAVERTINA RAW SLAB, 20X30, KLEANBLOC	SF	1841	70.83	15.70	1,111.75
SLB	TRAVERTINA RAW SLAB, 30X30, KLEANBLOC	SF	2782	106.25	18.85	2,002.60
SLB	INDUSTRIA 600X600X60 HD <sup>2</sup> [11ROWS], SMOOTH	SF	2444	85.25	10.59	902.97
SLB	INDUSTRIA 600X600X60 HD <sup>2</sup> [11ROWS], GRANITEX	SF	2444	85.25	15.42	1,314.90
SLB	INDUSTRIA 600X600X60 HD <sup>2</sup> [11ROWS], POLISHED	SF	2444	85.25	16.69	1,422.65
SLB	INDUSTRIA 600X600X60 HD <sup>2</sup> , FLORA	SF	2532	85.25	16.74	1,426.74
PAV	ANTIKA, SMOOTH	SF	2230	87	9.26	805.97
PAV	AQUASTORM PERMEABLE, SMOOTH, GREY	SF	2412	78.39	10.10	791.43
PAV	BLU 80 MM, SLATE	SF	3128	84.96	9.28	788.43
PAV	BLU 80 MM, SMOOTH	SF	3128	84.96	9.95	845.52
PAV	BLU 80 MM, SMOOTH, ONYX BLACK	SF	3128	84.96	10.93	928.44
PAV	BLU 80 MM HD <sup>2</sup> , SLATE	SF	3128	84.96	10.86	923.01
PAV	BLU 80 MM HD <sup>2</sup> , SMOOTH	SF	3128	84.96	11.55	981.46
PAV	BLU 80 MM, POLISHED	SF	3128	84.96	15.76	1,338.97
PAV	BLU 80 MM, 6X13, SLATE	SF	3107	84.4	10.93	922.32
PAV	BLU 80 MM, 6X13, SMOOTH, ONYX BLACK	SF	3107	84.4	10.93	922.32
PAV	BLU 80 MM, 6X13, SMOOTH	SF	3107	84.4	9.95	839.95
PAV	BLU 80 MM HD <sup>2</sup> , 6X13, SMOOTH	SF	3107	84.4	11.55	974.99
PAV	EVA, SLATE	SF	3596	132.48	6.11	809.72
PAV	EVA, SMOOTH	SF	3596	132.48	6.77	896.62
PAV	LINEA SMALL RECTANGLES, SMOOTH	SF	3730	80.81	9.76	788.71
PAV	LINEA LARGE RECTANGLES, SMOOTH	SF	3561	77.14	9.76	752.89
PAV	MIKA, KLEANBLOC	SF	2998	107.63	15.70	1,689.36



PAV	MISTA RANDOM PERMEABLE, SLATE	SF	3450	116.2	8.80	1,022.56
PAV	PURE PERMEABLE, BEVELED	SF	3175	90	9.01	810.72
PAV	SLEEK HD <sup>2</sup> , SMOOTH	SF	3550	84.59	12.50	1,057.04
PAV	SLEEK HD <sup>2</sup> , SMOOTH, SILVER GRANITE	SF	3550	84.59	13.07	1,105.76
PAV	SQUADRA, [73.41 SF], SLATE	SF	2009	73.4085	12.05	884.43
PAV	VALET, BASALT	SF	2577	92.31	9.17	846.30
PAV	VALET, BASALT, ONYX BLACK	SF	2577	92.31	10.18	939.35
PAV	VICTORIEN 60 MM, SMOOTH	SF	3500	123.7	6.98	862.93
PAV	VILLAGIO, BEVELED	SF	2935	117	9.49	1,110.10
PAV	WESTMOUNT HD <sup>2</sup> , SMOOTH	SF	2949	79.36	10.91	865.98
WAL-C	SKYSCRAPER WALL, BASE, SMOOTH	SF	1880	6	72.61	435.65
WAL-C	SKYSCRAPER WALL, CORNER, SMOOTH	PCS	2460	4	122.50	489.98
WAL-C	SKYSCRAPER WALL, EXTENDER, SMOOTH, GREY	PCS	1800	4	109.65	438.59
WAL-C	SKYSCRAPER WALL, MIDDLE, SMOOTH	SF	1620	6	61.01	366.05
WAL-C	SKYSCRAPER WALL, TOP, SMOOTH	SF	2100	12	45.79	549.50
WAL	BOREALIS WALL/CURB, DOUBLE SIDED	PCS	3042	16	89.79	1,436.67
WAL	BRANDON 90 MM WALL, SLATE	SF	1861	20.44	32.48	663.89
WAL	BRANDON 180 MM WALL, SLATE	SF	1861	20.44	32.48	663.89
WAL	BRANDON 90 MM CORNER/PILLAR, SLATE	PCS	1666	40	25.23	1,009.28
WAL	BRANDON 180 MM CORNER/PILLAR, SLATE	PCS	1666	20	29.58	591.68
WAL	FASCIA BASE UNIT	PCS	3701	66	13.07	862.75
WAL	ICONIC FASCIA WALL [42 PCS], KLEANBLOC	PCS	1260	42	22.85	959.62
WAL	ICONIC FASCIA CORNER/PILLAR, KLEANBLOC	PCS	680	24	28.10	674.30
WAL	ROSEMONT FASCIA WALL [42 PCS], KLEANBLOC	PCS	1260	42	22.85	959.62
WAL	ROSEMONT FASCIA CORNER/PILLAR, KLEANBLOC	PCS	680	24	28.10	674.30
WAL	STRUCTURAL BLOCK SINGLE-SIDED	PCS	2678	96	6.00	576.00
WAL	STRUCTURAL BLOCK DOUBLE-SIDED	PCS	2137	72	7.89	567.94
WAL	G-FORCE WALL, SMOOTH	PCS	2526	32	18.08	578.56
WAL	G-FORCE CORNER, SMOOTH	PCS	1753	16	26.54	424.70
WAL	GRAPHIX WALL, SMOOTH & SPLIT	SF	2773	26.25	28.96	760.20
WAL	MINI-CRETA 3" WALL, ARCHITECTURAL	SF	2442	24	26.46	635.14
WAL	MINI-CRETA 6" WALL, ARCHITECTURAL	SF	3053	30	24.34	730.08
WAL	MINI-CRETA PILLAR, 24X6, ARCHITECTURAL	PCS	1530	24	28.70	688.90
WAL	PRESCOTT 2.25" WALL	SF	2562	27	39.14	1,056.67
WAL	PRESCOTT 2.25" CORNER/PILLAR	PCS	1819	72	21.70	1,562.11
WAL	PRESCOTT 4.5" WALL	SF	2562	27	39.14	1,056.67
WAL	PRESCOTT 4.5" CORNER/PILLAR	PCS	1819	36	26.58	956.74
WAL	RAFFINATO 90 WALL, SMOOTH	PCS	2072	64	12.37	791.55
WAL	RAFFINATO 90 PILR/CRNR/EDGE, SMOOTH	PCS	1863	48	14.08	675.84
WAL	RAFFINATO 90 WALL, POLISHED	PCS	1942	60	18.66	1,119.36
WAL	RAFFINATO 90 PILR/CRNR/EDGE, POLISHED	PCS	1553	40	22.35	894.08
WAL	RAFFINATO 180 WALL, SMOOTH	PCS	2067	32	24.78	793.09
WAL	RAFFINATO 180 PILR/CRNR/EDGE, SMOOTH	PCS	1863	24	28.24	677.76
WAL	RAFFINATO 180 WALL, POLISHED	PCS	1938	30	37.33	1,119.84
WAL	RAFFINATO 180 PILR/CRNR/EDGE, POLISHED	PCS	1553	20	44.69	893.76
WAL	ROCKA WALL/CURB	SF	1860	19.88	46.05	915.43
WAL	SEMMA WALL, DOUBLE-SIDED, SPLIT FACE	PCS	2300	40	13.62	544.64
WAL	SEMMA CORNER & PILLAR KIT, SPLIT FACE	PCS	1380	24	19.54	468.86
WAL	TRAVERTINA RAW WALL	PCS	2857	48	29.58	1,420.03
WAL	TRAVERTINA RAW CORNER & PILLAR	PCS	1495	24	32.08	769.92
PAV	DIAMOND HD <sup>2</sup> , SMOOTH	SF	3543	74.47	14.14	1,053.30
PAV	DIAMOND HD <sup>2</sup> , GRANITEX	SF	3543	74.47	17.74	1,321.40
PAV	HEXA 100 HD <sup>2</sup> , SMOOTH	SF	2855	61.44	15.82	972.23
PAV	HYDRA, SMOOTH	SF	2834	62	13.57	841.22
PAV	INDUSTRIA 300X100X100 HD <sup>2</sup> [33], SMOOTH, SILVER GRANITE *	SF	3412	74.59	14.51	1,082.45
PAV	INDUSTRIA 300X100X100 HD <sup>2</sup> [33], SMOOTH	SF	3412	74.59	13.90	1,037.10
PAV	INDUSTRIA 300X100X100 HD <sup>2</sup> [33], GRANITEX	SF	3412	74.59	17.50	1,305.62
PAV	INDUSTRIA 300X100X100 HD <sup>2</sup> [33], POLISHED	SF	3412	74.59	18.30	1,365.30
PAV	INDUSTRIA 300X150X100 HD <sup>2</sup> , SMOOTH	SF	3357	71.2	14.08	1,002.50

PAV	INDUSTRIA 300X150X100 HD <sup>2</sup> , GRANITEX	SF	3357	71.2	17.68	1,258.82
PAV	INDUSTRIA 300X150X100 HD <sup>2</sup> , POLISHED	SF	3357	71.2	18.48	1,315.78
PAV	INDUSTRIA 300X300X100 HD <sup>2</sup> , SMOOTH	SF	3832	81.38	14.08	1,145.83
PAV	INDUSTRIA 300X300X100 HD <sup>2</sup> , GRANITEX	SF	3832	81.38	17.68	1,438.80
PAV	INDUSTRIA 300X300X100 HD <sup>2</sup> , POLISHED	SF	3832	81.38	18.48	1,503.90
PAV	INDUSTRIA TACTILE 300X300X100 HD <sup>2</sup> , SMOOTH	SF	3832	81.38	18.40	1,497.39
PAV	INDUSTRIA 900X300X100 HD <sup>2</sup> , SMOOTH	SF	3821	81.38	15.66	1,274.74
PAV	INDUSTRIA 900X300X100 HD <sup>2</sup> , SMOOTH, SILVER GRANITE	SF	3821	81.38	16.27	1,324.22
PAV	INDUSTRIA 900X300X100 HD <sup>2</sup> , GRANITEX	SF	3821	81.38	19.26	1,567.70
PAV	INDUSTRIA 900X300X100 HD <sup>2</sup> , POLISHED	SF	3821	81.38	20.06	1,632.81
PAV	INDUSTRIA 900X600X100 HD <sup>2</sup> , SMOOTH	SF	3839	81.38	15.70	1,277.34
PAV	INDUSTRIA 900X600X100 HD <sup>2</sup> , SMOOTH, SILVER GRANITE	SF	3839	81.38	16.30	1,326.82
PAV	INDUSTRIA 900X600X100 HD <sup>2</sup> , GRANITEX	SF	3839	81.38	19.30	1,570.31
PAV	INDUSTRIA 900X600X100 HD <sup>2</sup> , POLISHED	SF	3839	81.38	20.10	1,635.41
PAV	INDUSTRIA 900X900X100 HD <sup>2</sup> , SMOOTH	SF	2893	61.03	15.73	959.88
PAV	INDUSTRIA 900X900X100 HD <sup>2</sup> , SMOOTH, SILVER GRANITE	SF	2893	61.03	16.34	996.99
PAV	INDUSTRIA 900X900X100 HD <sup>2</sup> , GRANITEX	SF	2893	61.03	19.33	1,179.59
PAV	INDUSTRIA 900X900X100 HD <sup>2</sup> , POLISHED	SF	2893	61.03	20.13	1,228.41
PAV	INDUSTRIA TRIANGLE HD <sup>2</sup> , SMOOTH	SF	3832	81.38	14.82	1,205.73
PAV	INDUSTRIA TRIANGLE HD <sup>2</sup> , GRANITEX	SF	3832	81.38	17.84	1,451.82
PAV	INDUSTRIA TRIANGLE HD <sup>2</sup> , POLISHED	SF	3832	81.38	18.64	1,516.92
PAV	INDUSTRIA 150X150X100 HD <sup>2</sup> , SMOOTH, SILVER GRANITE *	SF	3357	71.2	14.69	1,045.79
PAV	INDUSTRIA 150X150X100 HD <sup>2</sup> , SMOOTH	SF	3357	71.2	14.08	1,002.50
PAV	INDUSTRIA 150X150X100 HD <sup>2</sup> , GRANITEX	SF	3357	71.2	17.68	1,258.82
PAV	INDUSTRIA 150X150X100 HD <sup>2</sup> , POLISHED	SF	3357	71.2	18.48	1,315.78
PAV	INDUSTRIA 200X200X100 HD <sup>2</sup> , SMOOTH	SF	2848	60.28	14.10	849.71
PAV	INDUSTRIA 200X200X100 HD <sup>2</sup> , GRANITEX	SF	2848	60.28	17.70	1,066.71
PAV	INDUSTRIA 200X200X100 HD <sup>2</sup> , POLISHED	SF	2848	60.28	18.50	1,114.94
PAV	INDUSTRIA 200X400X100 HD <sup>2</sup> , SMOOTH, SILVER GRANITE *	SF	2848	60.28	14.70	886.36
PAV	INDUSTRIA 200X400X100 HD <sup>2</sup> , SMOOTH	SF	2848	60.28	14.10	849.71
PAV	INDUSTRIA 200X400X100 HD <sup>2</sup> , GRANITEX	SF	2848	60.28	17.70	1,066.71
PAV	INDUSTRIA 200X400X100 HD <sup>2</sup> , POLISHED	SF	2848	60.28	18.50	1,114.94
PAV	INDUSTRIA 450X100X100 HD <sup>2</sup> , SMOOTH, SILVER GRANITE *	SF	3516	74.59	14.69	1,095.58
PAV	INDUSTRIA 450X100X100 HD <sup>2</sup> , SMOOTH	SF	3516	74.59	14.08	1,050.23
PAV	INDUSTRIA 450X100X100 HD <sup>2</sup> , GRANITEX	SF	3516	74.59	17.68	1,318.75
PAV	INDUSTRIA 450X100X100 HD <sup>2</sup> , POLISHED	SF	3516	74.59	18.48	1,378.42
PAV	INDUSTRIA 450X150X100 HD <sup>2</sup> , SMOOTH, SILVER GRANITE *	SF	3357	71.2	14.69	1,045.79
PAV	INDUSTRIA 450X150X100 HD <sup>2</sup> , SMOOTH	SF	3357	71.2	14.08	1,002.50
PAV	INDUSTRIA 450X150X100 HD <sup>2</sup> , GRANITEX	SF	3357	71.2	17.68	1,258.82
PAV	INDUSTRIA 450X150X100 HD <sup>2</sup> , POLISHED	SF	3357	71.2	18.48	1,315.78
PAV	INDUSTRIA 450X300X100 HD <sup>2</sup> , SMOOTH, SILVER GRANITE *	SF	2883	61.03	14.70	897.39
PAV	INDUSTRIA 450X300X100 HD <sup>2</sup> , SMOOTH	SF	2883	61.03	13.30	811.45
PAV	INDUSTRIA 450X300X100 HD <sup>2</sup> , GRANITEX	SF	2883	61.03	17.70	1,079.99
PAV	INDUSTRIA 450X300X100 HD <sup>2</sup> , POLISHED	SF	2883	61.03	18.50	1,128.81
PAV	INDUSTRIA 600X100X100 HD <sup>2</sup> , SMOOTH, SILVER GRANITE *	SF	2145	45.21	16.34	738.55
PAV	INDUSTRIA 600X100X100 HD <sup>2</sup> , SMOOTH	SF	2145	45.21	15.73	711.06
PAV	INDUSTRIA 600X100X100 HD <sup>2</sup> , GRANITEX	SF	2145	45.21	19.33	873.82
PAV	INDUSTRIA 600X100X100 HD <sup>2</sup> , POLISHED	SF	2145	45.21	20.13	909.99
PAV	INDUSTRIA 600X200X100 HD <sup>2</sup> , SMOOTH	SF	2145	45.21	15.73	711.06
PAV	INDUSTRIA 600X200X100 HD <sup>2</sup> , SMOOTH, SILVER GRANITE *	SF	2145	45.21	16.34	738.55
PAV	INDUSTRIA 600X200X100 HD <sup>2</sup> , GRANITEX	SF	2145	45.21	19.33	873.82
PAV	INDUSTRIA 600X200X100 HD <sup>2</sup> , POLISHED	SF	2145	45.21	20.13	909.99
PAV	INDUSTRIA 600X300X100 HD <sup>2</sup> , SMOOTH, SILVER GRANITE *	SF	2567	54.25	16.32	885.36
PAV	INDUSTRIA 600X300X100 HD <sup>2</sup> , SMOOTH	SF	2567	54.25	15.71	852.38
PAV	INDUSTRIA 600X300X100 HD <sup>2</sup> , GRANITEX	SF	2567	54.25	19.31	1,047.68
PAV	INDUSTRIA 600X300X100 HD <sup>2</sup> , POLISHED	SF	2567	54.25	20.11	1,091.08
PAV	INDUSTRIA 600X600X100 HD <sup>2</sup> , SMOOTH	SF	2567	54.25	15.71	852.38
PAV	INDUSTRIA 600X600X100 HD <sup>2</sup> , SMOOTH, SILVER GRANITE	SF	2567	54.25	16.32	885.36
PAV	INDUSTRIA 600X600X100 HD <sup>2</sup> , GRANITEX	SF	2567	54.25	19.31	1,047.68

PAV	INDUSTRIA 600X600X100 HD <sup>2</sup> , POLISHED	SF	2567	54.25	20.11	1,091.08
STP	BOREALIS STEP	PCS	3073	8	167.54	1,340.29
STP	MAYA STEP [4], SLATE	PCS	2780	4	345.41	1,381.63
STP	RAFFINATO STEP [9], SMOOTH	PCS	3236	9	130.18	1,171.58
STP	ROCKA 48" STEP, DOUBLE-SIDED	PCS	2890	8	158.70	1,269.63
STP	ROCKA 60" STEP [6]	PCS	2787	6	214.43	1,286.59
STP	YORK 60" STEP [6]	PCS	2787	6	228.18	1,369.06
STP	BLU 45 MM, CONCRETE OVERLAY, SLATE	SF	2560	127.44	7.28	927.76
STP	BLU 45 MM, CONCRETE OVERLAY, SMOOTH	SF	2560	127.44	7.95	1,013.40
STP	VENETIAN RISER, SLATE	PCS	740	48	11.84	568.32
STP	VENETIAN RISER, SMOOTH	PCS	811	48	12.53	601.34
STP	VENETIAN CAP OVERLAY, SLATE	PCS	1500	48	22.43	1,076.74
STP	VENETIAN CAP OVERLAY, SMOOTH	PCS	1500	48	23.06	1,106.69
CAP	ARCHITECTURAL CAP DOUBLE-SIDED, SPLIT FACE	LF	2390	66	14.54	959.90
CAP	BRANDON CAP, SLATE	PCS	1213	18	21.86	393.41
CAP	GRAPHIX CAP, SMOOTH	PCS	1950	28	31.46	880.77
CAP	PIEDIMONTE WALL & STEP CAP, 14X30, KLEANBLOC	LF	1840	60	26.35	1,581.12
CAP	RAFFINATO 90 CAP, 14X28, SMOOTH	PCS	2783	24	43.14	1,035.26
CAP	RAFFINATO 60 CAP, 14X28, SMOOTH	PCS	1869	24	37.68	904.32
CAP	RAFFINATO 60 CAP HD <sup>2</sup> , 14X32, SMOOTH	PCS	2150	24	50.98	1,223.42
CAP	TRAVERTINA RAW CAP, 14X28, KLEANBLOC	PCS	1780	24	58.56	1,405.44
CAP	YORK COUNTER TOP, 24X36, KLEANBLOC	PCS	2656	16	281.15	4,498.43
CAP	YORK WALL CAP, 14X48, KLEANBLOC	LF	1552	48	23.76	1,140.48
CAP	YORK WALL CAP, KLEANBLOC	LF	1597	48	23.87	1,145.86
CAP	BALI TRAVERTINA RAW CAP, KLEANBLOC	PCS	1100	28	32.02	896.45
CAP	BULLNOSE, SMOOTH	PCS	2435	180	7.50	1,350.72
CAP	BULLNOSE GRANDE, POLISHED (GRINDED)	PCS	891	12	93.62	1,123.39
CAP	PORTOFINO CAP, DOUBLE-SIDED	LF	1591	50.22	18.75	941.73
CAP	PIEDIMONTE 28X28, PILLAR CAP [6], KLEANBLOC	PCS	1380	6	289.28	1,735.68
CAP	YORK PILLAR CAP, 28X28 [6], KLEANBLOC	PCS	1620	6	317.28	1,903.68
CAP	YORK PILLAR CAP, 32X32 [6], KLEANBLOC	PCS	1950	6	330.83	1,984.99
BOR	AVIGNON, CHISELED	PCS	2750	90	11.23	1,010.88
BOR	BRANDON EDGE, SLATE	LF	3901	140.75	8.37	1,177.80
BOR	PIETRA, SPLIT FACE	LF	1285	96	7.95	763.39
ASB	FORNO, OVEN	PCS	900	1	4,783.15	4,783.15
ASB	BRANDON 90MM FIRE PIT, RECTANGLE [NO SLEEVE]	PCS	2205	1	1,353.17	1,353.17
ASB	BRANDON 90MM FIRE PIT, SQUARE [NO SLEEVE]	PCS	2283	1	1,362.72	1,362.72
ASB	PRESCOTT FIREPIT [NO SLEEVE]	PCS	2140	1	1,345.18	1,345.18
ASB	RAFFINATO FIREPIT [NO SLEEVE]	PCS	2550	1	1,395.49	1,395.49
ASB	VALENCIA FIRE PIT [NO SLEEVE]	PCS	1567	80	7.09	567.04
INST	LUMI FIRE BOWL, WARM GREY (CHA)	PCS	450	1	2,038.90	2,038.90
ASB	FIREPIT SLEEVE - VALENCIA	PCS	95	1	564.77	564.77
ASB	FIREPIT SLEEVE - SQUARE	PCS	57	1	749.86	749.86
ASB	FIREPIT SLEEVE - RECTANGLE	PCS	82	1	749.86	749.86
INST	HPC - FIREPIT VALENCIA-PUSH BUTTON IGNITION	PCS	75	1	1,534.32	1,534.32
INST	HPC - FIREPIT RAFFINATO/BRANDON RECTANG-PUSH BUTTON IGNITION	PCS	75	1	1,555.47	1,555.47
INST	HPC - FIREPIT PRESCOTT SQUARE-PUSH BUTTON IGNITION	PCS	75	1	1,535.02	1,535.02
INST	HPC - FIREPIT BRANDON SQUARE-PUSH BUTTON IGNITION	PCS	75	1	1,535.02	1,535.02
INST	BREEO - ZENTRO ROUND 24" SMOKELESS FIRE PIT WITH LID - STEEL	PCS	220	1	1,120.35	1,120.35
INST	BREEO - ZENTRO SQUARE 24" SMOKELESS FIRE PIT WITH LID-STEEL	PCS	260	1	1,348.77	1,348.77
ASB	LUMI PLANTER BOWL, WARM GREY - CHA	PCS	450	1	1,258.70	1,258.70
INST	NAT.STONE - LIMESTONE CAP 14X48, BLAS 4F SAWN, BLACK	PCS	2450	20	127.20	2,544.00
INST	NAT.STONE - SANDSTONE CAP 14X48, BLAS 4F SAWN, GREY	PCS	2450	20	160.18	3,203.52
INST	NAT.STONE - SANDSTONE BULLNOSE CAP 14X48, BLAS 3F SAWN,GREY	PCS	2450	20	168.03	3,360.64
INST	NAT.STONE - SANDSTONE BULLNOSE CAP 14X48, BLAS 3F SAWN,BEIGE	PCS	2450	20	154.59	3,091.84
INST	NAT.STONE - SANDSTONE CAP 14X48, BLAS 4F SAWN, BEIGE	PCS	2450	20	146.10	2,921.92
INST	NAT.STONE - SANDSTONE BULLNOSE CAP 16X48, BLAS 3F SAWN,GREY	PCS	2597	18	182.59	3,286.66
INST	NAT.STONE - SANDSTONE CAP 14X48, BLAS2F ROCKFACE2FSAWN,BEIGE	PCS	2271	18	145.41	2,617.34
INST	NAT.STONE - SANDSTONE CAP 14X48, BLAS2F ROCKFACE2F SAWN,GREY	PCS	2271	18	169.30	3,047.33


INST	NAT.STONE, SANDSTONE OVERLAY CAP 12X24, BLAS 4F SAWN, GREY	PCS	2017	84	79.68	6,693.12
INST	NAT.STONE, SANDSTONE OVERLAY CAP 12X24, BLAS 4F SAWN, BEIGE	PCS	2017	84	87.18	7,323.46
NAT	NAT.STONE, SANDSTONE ACCENT SLAB 3X12, BLAS 4F SAWN, GREY	SF	2213	95.73	28.18	2,697.29
NAT	NAT.STONE, SANDSTONE ACCENT SLAB 3x12, BLAS 4F SAWN, BEIGE	SF	2213	95.73	27.63	2,645.21
NAT	NAT.STONE - SANDSTONE SLAB 22 MM, BLAS 4F SAWN, BEIGE	SF	1433	120	15.38	1,845.12
NAT	NAT.STONE - SANDSTONE SLAB 22 MM, BLAS 4F SAWN, GREY	SF	1433	120	17.60	2,112.00
STP	NAT.STONE - SANDSTONE STEP 48X16X6, BLAS 4F SAWN, BEIGE	PCS	1741	4	398.88	1,595.52
STP	NAT.STONE - SANDSTONE STEP 48X16X6, BLAS 4F SAWN, GREY	PCS	1741	4	448.35	1,793.41
NAT	NAT.STONE, SANDSTONE VENEER 17MM, BLAS 4F SAWN, GREY	SF	1261	145.64	18.14	2,642.49
NAT	NAT.STONE, SANDSTONE VENEER 17MM, BLAS 4F SAWN, BEIGE	SF	1261	145.64	16.94	2,467.72



# Ed's Concrete Steps


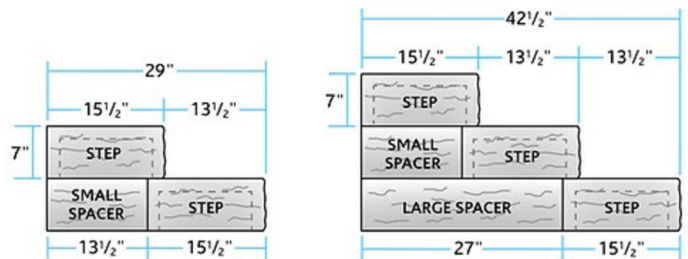
Step:	Dimensions:	Steps/Pallet:	Price/Each:
3' Canyon (Hollow)	3' x 16" x 7"	6 / 1140 lbs.	\$112.91
4' Canyon (Hollow)	4' x 15.5" x 7"	6 / 1440 lbs.	\$127.63
6' Canyon (Hollow)	6' x 15.5" x 7"	6 / 2040 lbs.	\$156.59
4' Chisel (Hollow)	4' x 13.25" x 7.5"	12 / 2280 lbs.	\$135.98
4' Chisel (Hollow)	4' x 25" x 7.5"	6 / 1920 lbs.	\$166.67
Random (Solid)	40" x 30" x 5.5"	3 / 1260 lbs.	\$152.87

**Available Colors:** Sunset Buff & Ebony



## Canyon Step Spacers

Dimensions:	Price/Each:
4.5" x 13.5" x 7"	\$21.97
4.5" x 27" x 7"	\$32.90



Prices are subject to change without notice.

PRODUCT NAME	SOLD BY UOM	AMT PER UOM Qty Unit	Product Retail Pricing	
<b>SLABS / PAVERS - WETCAST</b>				
Dimensional Flagstone <i>Add \$0.45/sf for Bluestone color</i>	pallet	98 sf	\$ 1,002.54 pallet	\$ 10.23 sf
Grand Flagstone	pallet	90 sf	\$ 920.70 pallet	\$ 10.23 sf
New Mission <i>Add \$0.55/sf for Bluestone color</i>	pallet	100 sf	\$ 1,113.75 pallet	\$ 11.14 sf
			\$ -	
<b>SLABS / PAVERS - TEKTRAMAT</b>				
Arcadia	pallet	81.8 sf	\$ 1,282.22 pallet	\$ 15.68 sf
Gauge Select	pallet	105 sf	\$ 1,593.90 pallet	\$ 15.18 sf
Mid Century	pallet	108 sf	\$ 1,639.44 pallet	\$ 15.18 sf
Montrose	pallet	98 sf	\$ 1,487.64 pallet	\$ 15.18 sf
Tetra Natural Cleft or Thermal	pallet	150 sf	\$ 2,351.25 pallet	\$ 15.68 sf
			\$ -	
<b>WALLS</b>				
			\$ -	
Belvedere Corner	pallet	24 sf	\$ 599.94 pallet	\$ 25.00 sf
Belvedere Wall	pallet	27 sf	\$ 674.93 pallet	\$ 25.00 sf
Dimensional Wall Straight	pallet	75 ea	\$ 606.38 pallet	\$ 8.09 ea
Grand Ledge Corner	pallet	21.6 sf	\$ 891.00 pallet	\$ 41.25 sf
Grand Ledge Wall <i>Add \$1.00/sf for Galv. Hooks</i>	pallet	18 sf	\$ 742.50 pallet	\$ 41.25 sf
Heartwood Wall	pallet	24.5 sf	\$ 717.55 pallet	\$ 29.29 sf
Kodah Corner	pallet	31.5 sf	\$ 922.56 pallet	\$ 29.29 sf
Kodah Wall	pallet	21 sf	\$ 615.04 pallet	\$ 29.29 sf
Outcropping 12" Corner	pallet	19.5 sf	\$ 756.11 pallet	\$ 38.78 sf
Outcropping 6" Corner	pallet	11 sf	\$ 426.53 pallet	\$ 38.78 sf
Outcropping Wall A / B / C <i>Add \$1.00/sf for Galv. Hooks</i>	pallet	18 sf	\$ 690.53 pallet	\$ 38.36 sf
Outcropping FS D	pallet	11 sf	\$ 544.50 pallet	\$ 49.50 sf
Outcropping FS E	pallet	10.5 sf	\$ 519.75 pallet	\$ 49.50 sf
Lifting Device (Outcropping / Grand Ledge)	each	1 ea	\$ 2,145.00 each	\$ 2,145.00 ea
			\$ -	
<b>STEPS / STEPPERS</b>				
			\$ -	
6' Irregular Steps	pallet	3 ea	\$ 702.90 pallet	\$ 234.30 ea
7" Irregular Steps	pallet	8 ea	\$ 1,465.20 pallet	\$ 183.15 ea
Dimensional 4x18 Steps	pallet	8 ea	\$ 1,277.10 pallet	\$ 159.64 ea
Dimensional 6x30 Steps	pallet	3 ea	\$ 702.90 pallet	\$ 234.30 ea
Empire 3x18 Steps	pallet	8 ea	\$ 1,079.10 pallet	\$ 134.89 ea
Empire 4x21 Steps	pallet	6 ea	\$ 1,019.70 pallet	\$ 169.95 ea
Empire 5x24 Steps	pallet	4 ea	\$ 823.35 pallet	\$ 205.84 ea
Empire 6x30 Steps	pallet	3 ea	\$ 702.90 pallet	\$ 234.30 ea
Empire 8x24 Steps <i>NEW FOR 2024</i>	pallet	3 ea	\$ 915.75 pallet	\$ 305.25 ea
Empire Step Risers <i>NEW FOR 2024</i>	pallet	9 lf	\$ 297.00 pallet	\$ 33.00 lf
Superior Steppers	pallet	16 ea	\$ 594.00 pallet	\$ 37.13 ea
			\$ -	

Prices are subject to change without notice.

PRODUCT NAME	SOLD BY UOM	AMT PER UOM Qty Unit	Product Retail Pricing	
<b>COPING / CAPS - WETCAST</b>			\$ -	
24x24 Column Cap	pallet	10 ea	\$ 1,097.25 pallet	\$ 109.73 ea
27x27 Belvedere Column Cap	pallet	10 ea	\$ 1,192.13 pallet	\$ 119.21 ea
30x30 Column Cap	pallet	6 ea	\$ 881.10 pallet	\$ 146.85 ea
34x34 Column Cap	pallet	6 ea	\$ 1,039.50 pallet	\$ 173.25 ea
Belvedere Coping	pallet	66 lf	\$ 860.31 pallet	\$ 13.04 lf
Dimensional Coping	pallet	63 lf	\$ 899.17 pallet	\$ 14.27 lf
			\$ -	
<b>COPING / CAPS - TEKTRAMAT</b>			\$ -	
Camden 24 x 24 x 2.25 Column Cap	pallet	6 ea	\$ 1,029.60 pallet	\$ 171.60 ea
Camden 28 x 28 x 2.25 Column Cap	pallet	6 ea	\$ 1,133.55 pallet	\$ 188.93 ea
Camden 34 x 34 x 2.25 Column Cap	pallet	6 ea	\$ 1,544.40 pallet	\$ 257.40 ea
Camden Coping 15 pcs. 60 lf.	pallet	15 ea	\$ 1,658.25 pallet	\$ 110.55 ea
			\$ -	
<b>FIRE FEATURES</b>			\$ -	
Belvedere Fire Pit	pallet	1 ea	\$ 1,031.25 pallet	\$ 1,031.25 ea
Belvedere Gas Fire Pit	pallet	1 ea	\$ 1,963.50 pallet	\$ 1,963.50 ea
Belvedere Smokeless Fire Pit	pallet	1 ea	\$ 2,664.75 pallet	\$ 2,664.75 ea
Dimensional Fire Pit	pallet	1 ea	\$ 717.75 pallet	\$ 717.75 ea
Dimensional Gas Fire Pit	pallet	1 ea	\$ 1,749.00 pallet	\$ 1,749.00 ea
Dimensional Smokeless Fire Pit	pallet	1 ea	\$ 2,145.00 pallet	\$ 2,145.00 ea
Kodah Fire Pit	pallet	1 ea	\$ 1,031.25 pallet	\$ 1,031.25 ea
Kodah Gas Fire Pit	pallet	1 ea	\$ 1,963.50 pallet	\$ 1,963.50 ea
Kodah Smokeless Fire Pit	pallet	1 ea	\$ 2,409.00 pallet	\$ 2,409.00 ea
Breco Smokeless Fire Pit Liner ROUND w/ Lid	each	1 ea	\$ 2,054.25 each	\$ 2,054.25 ea
Breco Smokeless Fire Pit Liner SQUARE w/ Lid	each	1 ea	\$ 1,782.00 each	\$ 1,782.00 ea
Steel Round Fire Pit Ring	each	1 ea	\$ 387.75 each	\$ 387.75 ea
Steel Square Fire Pit Liner	each	1 ea	\$ 387.75 each	\$ 387.75 ea
Gas Conversion Kit Round w/ Logs - Pit	each	1 ea	\$ 1,245.75 each	\$ 1,245.75 ea
Gas Conversion Kit Square w/ Logs - Pit	each	1 ea	\$ 1,245.75 each	\$ 1,245.75 ea
			\$ -	
<b>ACCESSORIES</b>			\$ -	
Sand EV Dry 56/pallet SAND - Pit	pallet	56 ea	\$ 1,482.23 pallet	\$ 26.47 ea
Sand EV Polymeric 63/pallet BLACK - Pit	pallet	63 ea	\$ 3,015.26 pallet	\$ 47.86 ea
Sand EV Polymeric 63/pallet BEIGE - Pit	pallet	63 ea	\$ 2,432.50 pallet	\$ 38.61 ea
Sand EV Polymeric 63/pallet GRAY - Pit	pallet	63 ea	\$ 2,724.74 pallet	\$ 43.25 ea
Paraweb	each	328 lf	\$ 288.75 each	\$ 0.88 lf



# Delivery

## Hardscape

## Gravel

## Bark

0-10 Miles	\$124.00	0-5 Miles	\$114.00	0-5 Miles	\$84.00
11 – 20 Miles	\$158.00	6-10 Miles	\$124.00	6-10 Miles	\$94.00
21-30 Miles	\$192.00	11-15 Miles	\$148.00	11-15 Miles	\$118.00
31-40 Miles	\$236.00	16-20 Miles	\$158.00	16-20 Miles	\$128.00
41-50 Miles	\$280.00	21-25 Miles	\$192.00	21-25 Miles	\$162.00
51-60 Miles	\$324.00	26-30 Miles	\$212.00	26-30 Miles	\$182.00
61-70 Miles	\$388.00	31-35 Miles	\$256.00	31-35 Miles	\$226.00
71-80 Miles	\$452.00	36-40 Miles	\$286.00	36-40 miles	\$256.00
81-90 Miles	\$516.00	41-45 Miles	\$330.00	41-45 Miles	\$300.00
91-100 Miles	\$580.00	46-50 Miles	\$374.00	46-50 Miles	\$330.00
101-110 Miles	\$644.00	51-55 Miles	\$418.00	51-55 Miles	\$374.00

**Hardscape:** Any palletized product or gravel bins.

- Gravel bins hold up to 2 tons of material per bin.
- There is a \$20.00 bin charge in addition to the cost of the material.

**Gravel:** Decorative Stone, Sand & Gravel, and Oversized Stone

- The dump trucks have a maximum capacity of 13 tons. No Minimum.

**Bark:** Landscape Bark

- The dump trucks have a maximum capacity of 15 yards. 1 yard Minimum.

